

**TOWN OF  
HUDSON, COLORADO**

**BASIC FINANCIAL STATEMENTS**

**December 31, 2020**

## TABLE OF CONTENTS

<b>FINANCIAL SECTION</b>	<b>PAGE</b>
Independent Auditors' Report	
Management's Discussion and Analysis	i - x
<b>Basic Financial Statements</b>	
Statement of Net Position	1
Statement of Activities	2
Balance Sheet – Governmental Funds	3
Reconciliation of the Governmental Funds Balance Sheet to the Statement of Net Position	4
Statement of Revenues, Expenditures and Changes in Fund Balances – Governmental Funds	5
Reconciliation of the Statement of Revenues, Expenditures and Changes in Fund Balances of Governmental Funds to the Statement of Activities	6
State of Net Position – Proprietary Funds	7
Statement of Revenues, Expenses, and Changes in Net Position – Proprietary Funds	8
Statement of Cash Flows – Proprietary Funds	9
Notes to the Financial Statements	10 – 39
<b>Required Supplementary Information</b>	
Budgetary Comparison Schedule – General Fund	40
Budgetary Comparison Schedule – Property Tax Special Revenue Fund	41
Budgetary Comparison Schedule – Paving Sales Tax Fund	42
Budgetary Comparison Schedule – Hudson Public Library Fund	43

## TABLE OF CONTENTS

<b>Required Supplementary Information (Continued)</b>	<b>PAGE</b>
Schedule of the Town's Proportionate Share of the Net Pension Liability – FPPA Statewide Defined Benefit Pension Plan	44
Schedule of the Town's Contributions – FPPA Statewide Defined Benefit Pension Plan	45
 <b>Combining and Individual Fund Statements and Schedules</b>	
Combining Balance Sheet – Nonmajor Governmental Funds	46
Combining Statement of Revenues, Expenditures and Changes In Fund Balances – Nonmajor Governmental Funds	47
Budgetary Comparison Schedule – Sales Tax Capital Improvement Fund	48
Budgetary Comparison Schedule – Capital Reserve Fund	49
Budgetary Comparison Schedule – Conservation Trust Fund	50
Budgetary Comparison Schedule – Park Impact Fees Fund	51
Budgetary Comparison Schedule – Facilities Impact Fees Fund	52
Budgetary Comparison Schedule – Street Impact Fees Fund	53
Budgetary Comparison Schedule – Water Fund	54
Budgetary Comparison Schedule – Wastewater Fund	55
 <b>Compliance</b>	
Independent Auditors' Report on Internal Control over Financial Reporting and on Compliance and Other Matters Based on an Audit of Financial Statements Performed in Accordance with Government Auditing Standard	56
Local Highway Finance Report	57-58

**FINANCIAL SECTION**

Honorable Mayor and Members of the Board of Trustees  
Town of Hudson,  
Hudson, Colorado

## INDEPENDENT AUDITORS' REPORT

### Report on the Financial Statements

We have audited the accompanying financial statements of the governmental activities, the business-type activities, each major fund, and the aggregate remaining fund information of the Town of Hudson, as of and for the year ended December 31, 2020, and the related notes to the financial statements, which collectively comprise the Town's basic financial statements as listed in the table of contents.

### Management's Responsibility for the Financial Statements

Management is responsible for the preparation and fair presentation of these financial statements in accordance with accounting principles generally accepted in the United States of America; this includes the design, implementation, and maintenance of internal control relevant to the preparation and fair presentation of financial statements that are free from material misstatement, whether due to fraud or error.

### Auditor's Responsibility

Our responsibility is to express opinions on these financial statements based on our audit. We conducted our audit in accordance with auditing standards generally accepted in the United States of America and the standards applicable to financial audits contained in Government Auditing Standards, issued by the Comptroller General of the United States. Those standards require that we plan and perform the audit to obtain reasonable assurance about whether the financial statements are free from material misstatement.

An audit involves performing procedures to obtain audit evidence about the amounts and disclosures in the financial statements. The procedures selected depend on the auditor's judgment, including the assessment of the risks of material misstatement of the financial statements, whether due to fraud or error. In making those risk assessments, the auditor considers internal control relevant to the entity's preparation and fair presentation of the financial statements in order to design audit procedures that are appropriate in the circumstances, but not for the purpose of expressing an opinion on the effectiveness of the entity's internal control. Accordingly, we express no such opinion. An audit also includes evaluating the appropriateness of accounting policies used and the reasonableness of significant accounting estimates made by management, as well as evaluating the overall presentation of the financial statements.

We believe that the audit evidence we have obtained is sufficient and appropriate to provide a basis for our audit opinions.

## Opinions

In our opinion, the financial statements referred to above present fairly, in all material respects, the respective financial position of the governmental activities, the business-type activities, each major fund, and the aggregate remaining fund information of the Town of Hudson as of December 31, 2020, and the respective changes in financial position and cash flows, where applicable, for the year then ended in accordance with accounting principles generally accepted in the United States of America.

## Other Matters

### *Required Supplementary Information*

Accounting principles generally accepted in the United States of America require that the management's discussion and analysis, the budgetary comparison information, the schedule of the Town's proportionate share, and the schedule of the Town's contributions on pages 40-45 be presented to supplement the basic financial statements. Such information, although not a part of the basic financial statements, is required by the Governmental Accounting Standards Board who considers it to be an essential part of financial reporting for placing the basic financial statements in an appropriate operational, economic, or historical context. We have applied certain limited procedures to the required supplementary information in accordance with auditing standards generally accepted in the United States of America, which consisted of inquiries of management about the methods of preparing the information and comparing the information for consistency with management's responses to our inquiries, the basic financial statements, and other knowledge we obtained during our audit of the basic financial statements. We do not express an opinion or provide any assurance on the information because the limited procedures do not provide us with sufficient evidence to express an opinion or provide any assurance.

### *Other Information*

Our audit was conducted for the purpose of forming opinions on the financial statements that collectively comprise the Town's basic financial statements. The combining and individual fund statements and schedules and the local highway finance report listed in the table of contents are presented for purposes of additional analysis and are not a required part of the financial statements. Such information is the responsibility of management and was derived from and relates directly to the underlying accounting and other records used to prepare the financial statements. The information has been subjected to the auditing procedures applied in the audit of the financial statements and certain additional procedures, including comparing and reconciling such information directly to the underlying accounting and other records used to prepare the financial statements or to the financial statements themselves, and other additional procedures in accordance with auditing standards generally accepted in the United States of America. In our opinion, the combining and individual fund statements and schedules and the local highway finance report are fairly stated in all material respects in relation to the financial statements as a whole.

## Other Reporting Required by Government Auditing Standards

In accordance with Government Auditing Standards, we have also issued our report dated July 15, 2021, on our consideration of the Town's internal control over financial reporting and on our tests of its compliance with certain provisions, laws, regulations, contracts, and grant agreements and other matters. The purpose of that report is to describe the scope of our testing of internal control over financial reporting and compliance and the results of that testing, and not to provide an opinion on internal control over financial reporting or on compliance. That report is an integral part of an audit performed in accordance with Government Auditing Standards in considering the Town's internal control over financial reporting and compliance.

*PB Solutions LLC*

Littleton, Colorado  
July 15, 2021

## Management's Discussion and Analysis

This discussion and analysis of the financial performance of the Town of Hudson, Colorado (Town) provides an overview of the Town's financial activities for the fiscal year ended December 31, 2020. Please read it in conjunction with the financial statements.

### FINANCIAL HIGHLIGHTS

- The Net Position of the Town increased by \$2,975,059 (8.9%) during 2020.
- At December 31, 2020, the Town's governmental funds reported combined ending fund balances of \$16,883,118. This marked an increase of \$3,058,914 (22.1%) from the prior year's ending governmental fund balances.
- The Town's General Fund increased its Fund Balance by \$263,197 (574.8%) during 2020 primarily due to increased property tax revenues from recent annexations.
- The Town's water and wastewater funds' net positions decreased by \$962,769 (9.9%) during 2020 primarily due to contributions to the Northern Colorado Water Conservation District, reduced water revenues, and reduced property tax transfers to pay debt service on bonds/loans utilized to finance capital assets.

### USING THIS ANNUAL REPORT

This discussion and analysis is intended to serve as an introduction to the Town of Hudson's basic financial statements. The Town's basic financial statements are comprised of three components: 1) government-wide financial statements, 2) fund financial statements, and 3) notes to the financial statements. This report also contains other supplementary information in addition to the basic financial statements themselves.

#### Government-wide financial statements

The government-wide financial statements are designed to provide readers with a broad overview of the Town's finances, in a manner similar to a private-sector business.

The *Statement of Net Position* presents information on all the Town's assets and liabilities and deferred inflows and outflows of resources, with the difference reported as *net position*. Over time, increases or decreases in net position may serve as useful indicators of whether the financial position of the Town is improving or deteriorating.

The *Statement of Activities* presents information showing how the Town's net position changed during the most recent fiscal year. All changes in net position are reported as soon as the underlying event giving rise to the change occurs, *regardless of the timing of related cash flows*. Thus, revenues and expenses are reported in this statement for some items that will only result in cash flows in future fiscal periods (e.g., uncollected taxes and earned but unused employee leave).

Both government-wide financial statements distinguish functions of the Town of Hudson that are principally supported by taxes and intergovernmental revenues (governmental activities) from other functions that are intended to recover all or a significant portion of their costs through user fees and charges (business-type activities). The governmental activities of the Town include general government, public safety (police), public works, parks and recreation, and library. The business-type activities of the Town include water and wastewater operations.

#### Fund financial statements

A fund is a grouping of related accounts that is used to maintain control over resources that have been segregated for specific activities or objectives. The Town of Hudson, like other state and local governments, uses fund accounting to ensure and demonstrate compliance with finance-related legal requirements. All funds of the Town can be divided into two categories: Governmental Funds and Proprietary Funds.

**Governmental Funds** -- Most of the Town's basic services are reported in governmental funds, which focus on how money flows into and out of those funds. The unrestricted balances left at year-end are

available for spending in future years. These funds are reported using the modified accrual accounting method, which measures cash and all other financial assets that can readily be converted to cash. The governmental fund statements provide detailed short-term views of cash, operations, and basic services provided. Governmental fund statements show the reader whether there are more or fewer financial resources available at the end of a fiscal year that can be spent in the near future to finance government programs and objectives.

Because the focus of governmental funds is narrower than that of the government-wide financial statements, it is useful to compare the information presented for governmental funds with similar information presented for governmental activities in the government-wide financial statements. By doing so, readers may better understand the long-term impact of the government's near-term financing decisions. Both the governmental fund *Balance Sheet* and the *Reconciliation of the Statement of Revenues, Expenditures and Changes in Fund Balances of Governmental Funds to the Statement of Activities* provide reconciliations to facilitate this comparison between governmental funds and governmental activities.

The Town of Hudson maintains ten individual governmental funds. Information for these funds is presented by fund name in the *Governmental Fund Balance Sheet* and the *Governmental Fund Statement of Revenues, Expenditures, and Changes in Fund Balances* for four of the ten governmental funds that meet the criteria to be designated as major funds (General Fund, Property Tax Special Revenue Fund, Paving Sales Tax Fund, and Hudson Public Library Fund). The other governmental funds (Sales Tax Capital Improvement Fund, Capital Reserve Fund, Conservation Trust Fund, Park Impact Fee Fund, Facilities Impact Fee Fund, and Street Impact Fee Fund) are shown in a column titled "Other Nonmajor Governmental Funds." Individual fund data for these nonmajor governmental funds are provided in the back of this report following the "Notes to Financial Statements."

**Proprietary Funds** -- The Town's utility services are reported in proprietary funds; they focus on overall economic position rather than year-end fund balances. Enterprise funds are the type of proprietary funds used to account for the Town's Water Fund and Wastewater Fund. Enterprise funds report the same functions presented as business-type activities in the government-wide financial statements, only in a bit more detail.

#### **Notes to the Financial Statements**

The notes provide additional information that is essential to a full understanding of the data provided in the government-wide and fund financial statements. The notes to the financial statements can be found immediately after the fund financial statements.

#### **Other information**

Budgetary comparison statements or schedules for all funds with budgeted expenditures/expenses are included following the "Notes to Financial Statements" to demonstrate each fund's compliance with adopted budgets and appropriations. For the year ended December 31, 2020, all funds had budgeted expenditures/expenses except the nonmajor impact fee funds.

## GOVERNMENT-WIDE FINANCIAL ANALYSIS

As noted earlier, net position may serve over time as a useful indicator of a government's financial position. In the case of the Town of Hudson, assets and deferred outflows of resources exceeded liabilities and deferred inflows of resources by \$36,135,737 at the close of 2020. As shown below, the Town's financial position improved by \$2,975,059 (8.9%) during 2020.

Town of Hudson's Net Position

	Governmental Activities		Business-type Activities		Total	
	2020	2019	2020	2019	2020	2019
Current and other assets	\$23,132,083	\$17,092,846	\$ 1,523,291	\$ 2,746,929	\$ 24,655,374	\$ 19,839,775
Capital assets, net	13,428,939	12,818,650	11,559,065	11,431,163	24,988,004	24,249,813
Net Pension Asset	8,905	-	-	-	8,905	-
Total assets	\$36,569,927	\$29,911,496	\$13,082,356	\$ 14,178,092	\$ 49,652,283	\$ 44,089,588
Deferred outflow s of resources	\$ 263,612	\$ 226,673	\$ -	\$ -	\$ 263,612	\$ 226,673
Current liabilities	\$ 388,864	\$ 258,430	\$ 209,104	\$ 204,985	\$ 597,968	\$ 463,415
Noncurrent Liabilities	3,131,298	3,365,114	4,169,220	4,306,306	7,300,518	7,671,420
Total liabilities	\$ 3,520,162	\$ 3,623,544	\$ 4,378,324	\$ 4,511,291	\$ 7,898,486	\$ 8,134,835
Deferred inflow s of resources	\$ 5,881,672	\$ 3,020,748	\$ -	\$ -	\$ 5,881,672	\$ 3,020,748
Net position:						
Net investment in capital assets	\$10,318,507	\$ 9,468,868	\$ 7,394,385	\$ 7,128,193	\$ 17,712,892	\$ 16,597,061
Restricted	3,286,811	2,663,294	-	108,056	3,286,811	2,771,350
Unrestricted	13,826,387	11,361,715	1,309,647	2,430,552	15,136,034	13,792,267
Total net position	\$27,431,705	\$23,493,877	\$ 8,704,032	\$ 9,666,801	\$ 36,135,737	\$ 33,160,678

Approximately half (49.0%) of the Town's total net position at December 31, 2020 is represented by its investment in capital assets (e.g. land, infrastructure, buildings, machinery, and equipment). The Town uses these capital assets to provide services to residents and businesses; consequently, these assets are not available for future spending.

Approximately 9.1% (\$3,286,811) of the Town's total net position at the end of 2020 represents resources that are subject to external restrictions on how they may be used. They are fund balance restrictions of sales taxes collected for paving and maintenance of streets (\$1,967,032) and capital improvements (\$948,465). An additional \$135,554 is restricted for parks and \$235,760 for emergencies.

The remaining amount of the Town's total net position at the end of 2020 (\$15,136,034) represents 41.9% of total net position and may be used to meet the Town's other ongoing obligations to residents and creditors. The Town utilizes a working policy seeking to improve the General Fund balance to approximate one year's operating expenses.

The following chart displays the changes in net position experienced by the Town over the last two fiscal years. An analysis of these changes follows for both its Governmental and Business-type Activities.

Town of Hudson's Changes in Net Position

	Governmental Activities		Business-type Activities		Total	
	2020	2019	2020	2019	2020	2019
<b>Program revenues:</b>						
Charges for services	\$ 224,833	\$ 163,496	\$ 1,162,021	\$ 1,690,337	\$ 1,386,854	\$ 1,853,833
Operating grants & contributions	2,656,452	2,274,129	-	-	2,656,452	2,274,129
Capital grants & contributions	-	-	100,426	-	100,426	-
<b>General revenues:</b>						
Property taxes	3,155,407	1,122,597	-	-	3,155,407	1,122,597
Sales & use taxes	1,701,856	1,588,607	-	-	1,701,856	1,588,607
Other taxes	71,413	67,408	-	-	71,413	67,408
Investment income	50,514	149,402	9,839	36,046	60,353	185,448
Gain on sale of capital assets	66,005	41,545	-	-	66,005	41,545
Other general revenues	333,435	165,597	2,992	-	336,427	165,597
<b>Total revenues</b>	<b>\$ 8,259,915</b>	<b>\$ 5,572,781</b>	<b>\$ 1,275,278</b>	<b>\$ 1,726,383</b>	<b>\$ 9,535,193</b>	<b>\$ 7,299,164</b>
<b>Program expenses:</b>						
General government	\$ 1,721,390	\$ 1,000,026	\$ -	\$ -	\$ 1,721,390	\$ 1,000,026
Public safety	925,229	755,486	-	-	925,229	755,486
Public works	646,436	667,247	-	-	646,436	667,247
Parks and Recreation	202,785	164,626	-	-	202,785	164,626
Library	604,828	616,089	-	-	604,828	616,089
Water utility	-	-	1,511,322	731,114	1,511,322	731,114
Wastewater utility	-	-	713,199	606,157	713,199	606,157
Debt issuance costs	-	-	-	-	-	-
Interest on long-term debt	101,419	112,169	133,526	137,682	234,945	249,851
<b>Total expenses</b>	<b>\$ 4,202,087</b>	<b>\$ 3,315,643</b>	<b>\$ 2,358,047</b>	<b>\$ 1,474,953</b>	<b>\$ 6,560,134</b>	<b>\$ 4,790,596</b>
Transfers In/(Out)	\$ (120,000)	\$ (599,322)	\$ 120,000	\$ 599,322	\$ -	\$ -
Increase/(decrease) in net position	\$ 3,937,828	\$ 1,657,816	\$ (962,769)	\$ 850,752	\$ 2,975,059	\$ 2,508,568
Net Position, Beginning	23,493,877	21,836,061	9,666,801	8,816,049	33,160,678	30,652,110
Net Position, Ending	\$ 27,431,705	\$ 23,493,877	\$ 8,704,032	\$ 9,666,801	\$ 36,135,737	\$ 33,160,678

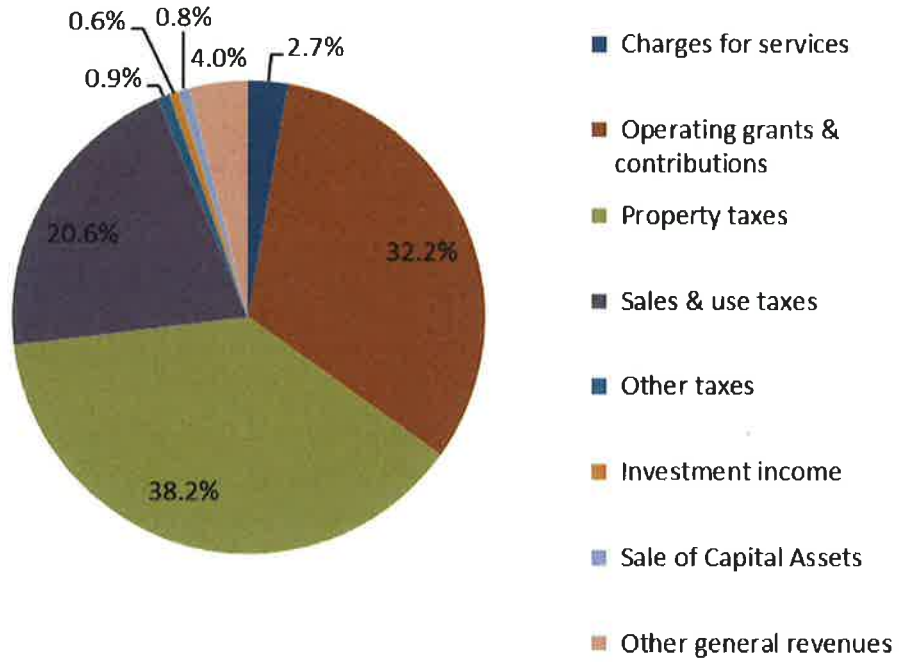
**Governmental Activities**

The Town's Governmental Activities increased in net position by \$3,937,828 (16.7%) in 2020. Key elements of this increase are as follows:

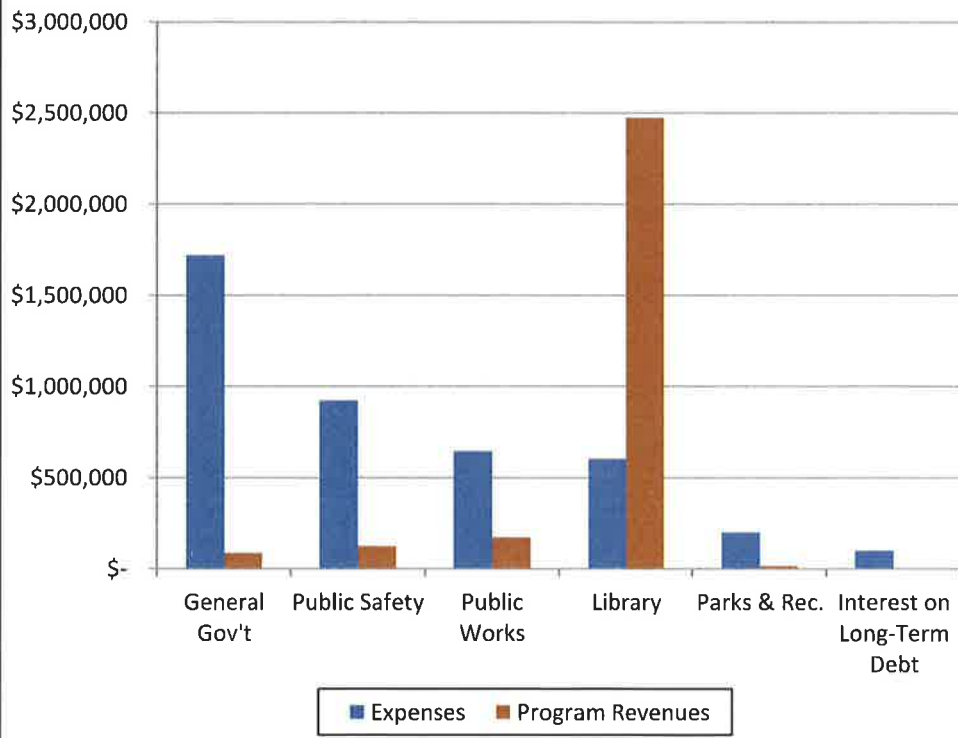
- Shared revenues from the High Plains Library District of \$2,465,073 outpaced Library expenses by \$1,259,614 in 2020. These revenues are tied to assessed property valuations which have increased in recent years due to development within the district.
- Transfers of property taxes to the Business-type Activities for debt service payments decreased Governmental Activities net position by \$120,000.
- The additional general revenues, charges for services, and operating grants and contributions exceeded remaining expenses for governmental activities by \$2,798,214.

The following two charts illustrate the Governmental Activities revenues and expenses. As in most municipalities, the expenses of governmental activities are not fully supported through program revenues but are largely financed through taxes.

### Revenues by Source - Governmental Activities



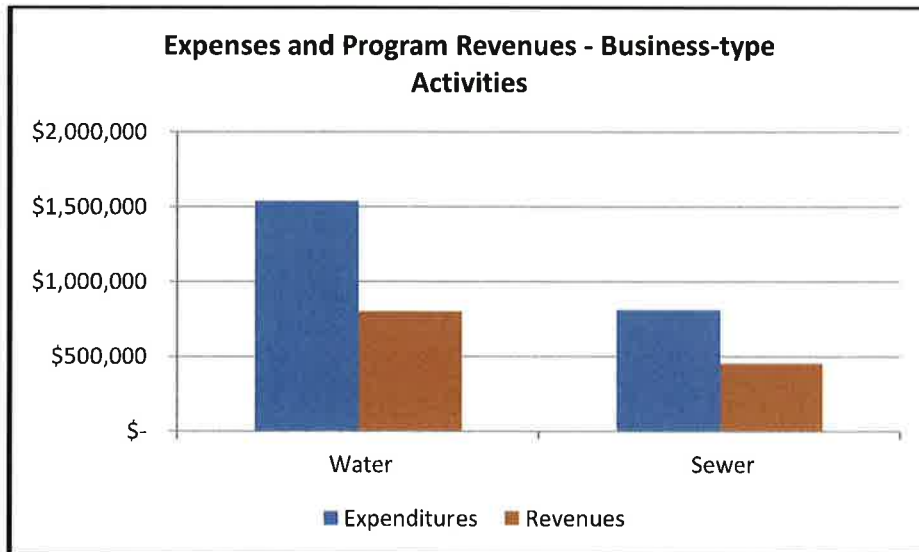
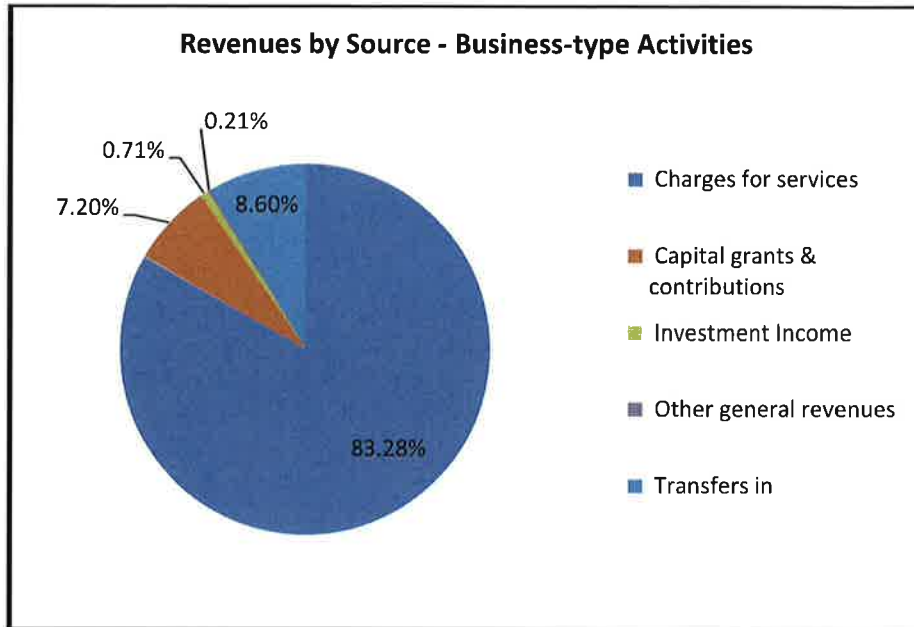
### Expenses and Program Revenues - Governmental Activities



**Business-type Activities**

Business-type Activities decreased in net position by \$962,769 (9.9%) during 2020. Operating Expenses exceeded Charges for Services in the Water Fund by \$796,094. In the Wastewater Fund, Operating Expenses exceeded Charges for Services by \$266,406. Management anticipates that rate increases as well as gradual growth in customer bases will address future revenue needs in these funds. In addition, the future sale of the decommissioned lagoon property will improve the net position of the Wastewater Fund.

The following two charts illustrate the Business-type Activities revenues and expenses for 2020.

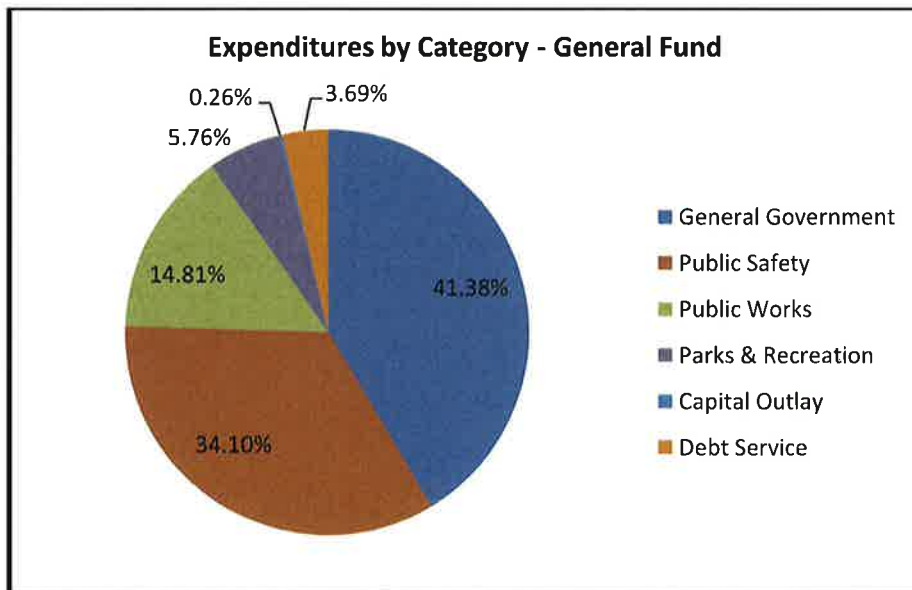
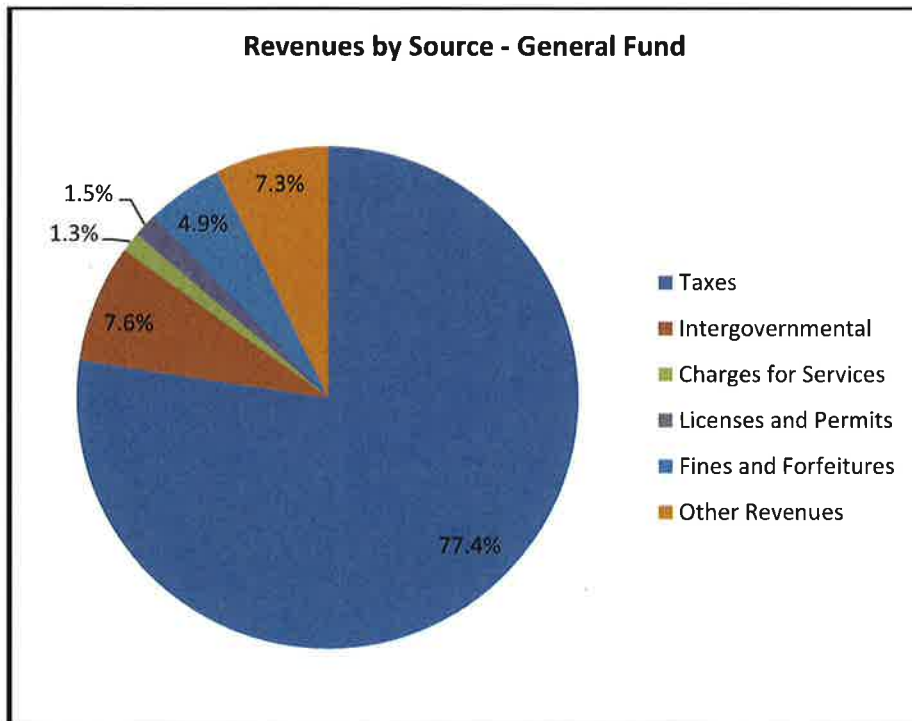


**THE TOWN'S FUNDS**

As noted earlier, the Town of Hudson uses fund accounting to ensure and demonstrate compliance with finance-related legal requirements. The Governmental Funds utilize the modified accrual basis of

accounting, and the balances of the spendable resources (unrestricted fund balance) in each fund are shown at year end. At December 31, 2020 the Town's four major Governmental funds reported combined ending fund balances of \$14,802,938. These funds are discussed below.

*General Fund.* The General Fund is the chief operating fund of the Town of Hudson. It accounts for all the general services provided by the Town. At the end of 2020, the fund balance of the General Fund totaled \$207,775. This was a \$263,198 (574.8%) increase from 2019 due to revenue increases from recent annexations. Expenditures in 2020 totaled \$2,729,159. The following two tables illustrate General Fund revenues and expenditures during 2020.

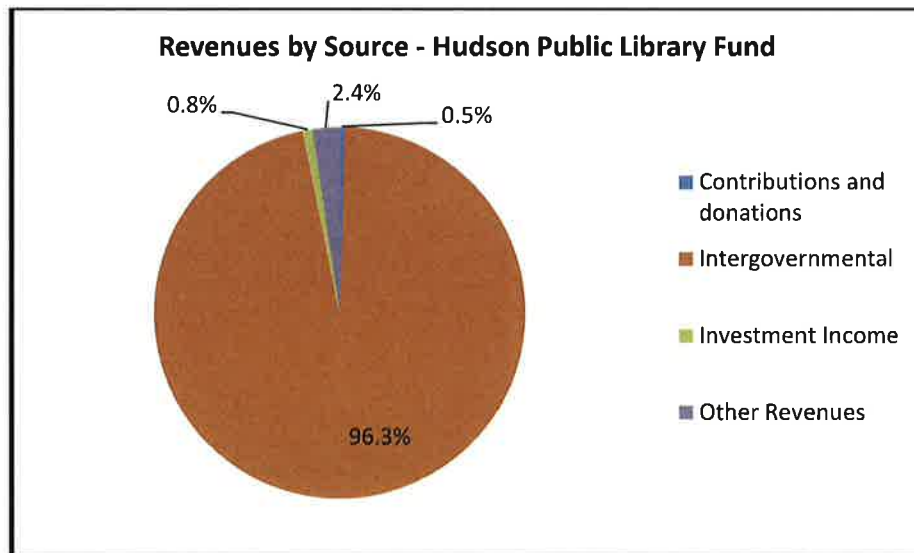


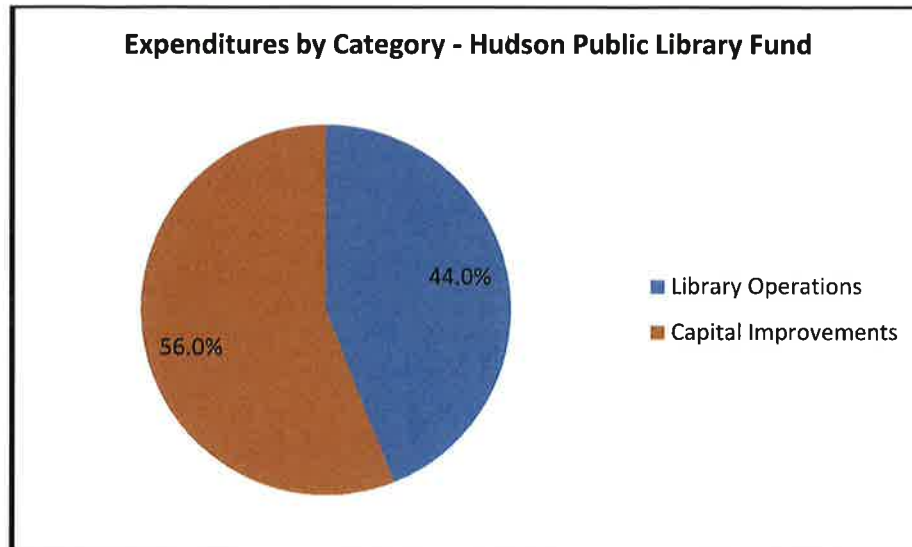
**Property Tax Special Revenue Fund.** This fund is utilized to account for the capital acquisition and/or construction of capital projects and related debt service. Property taxes from a 15.966 mill levy are the primary revenues for the fund. Property tax revenues are subject to fluctuations in assessed property values from varying levels of oil and natural gas production. During 2020, a transfer of \$120,000 was made to the Wastewater Fund for debt service payments on bonds and loans. Fund revenues exceeded fund expenditures by \$1,066,394 before transfers in 2020.

The fund's property taxes are pledged to pay the debt service on the 2016 Limited Property and Sales Tax Refunding Bonds if needed. They were not needed during 2020 as sales taxes pledged in the Paving Sales Tax Fund were sufficient to make the debt service payments.

**Paving Sales Tax Fund.** The Paving Sales Tax Fund is utilized to account for the paving and maintenance of town streets, including curbs and gutters. Sales and use taxes are the primary revenues of the fund. They are pledged to pay the debt service on the 2016 Limited Property and Sales Tax Refunding Bonds as needed. During 2020, fund revenues exceeded expenditures by \$412,092 (94.8%) and were sufficient to pay the debt service on the bonds.

**Hudson Public Library Fund.** This fund accounts for the operations of the Hudson Public Library. Virtually all (96.3%) revenues of this fund are shared revenues from property taxes received through an Intergovernmental Agreement with the High Plains Library District. As mentioned above, property tax revenues are subject to fluctuations in assessed property values from varying levels of oil and natural gas production. During 2020 fund revenues totaled \$2,558,472 and exceeded expenditures for operating costs (\$530,118) by \$2,028,354 (382.6%). The fund also expended \$675,341 on a building expansion for a bookmobile garage and loading room. The following two charts illustrate Hudson Public Library Fund revenues and expenditures during 2020.





*Water Fund.* At December 31, 2020 the net position of the Water Fund was \$3,961,398. This was a decrease of \$729,304 (15.5%) from 2019. Most of the decrease (94.8%) was attributable to the Town's \$691,427 contribution to the Northern Colorado Water Conservation District's water pumping improvement project that will benefit the Town through future water provision from the District.

*Wastewater Fund.* At December 31, 2020 the net position of the Wastewater Fund was \$4,742,634. This was a decrease of \$233,465 (4.6%) from 2019. The decrease was primarily caused by depreciation of capital assets totaling \$231,648.

## **CAPITAL ASSETS AND DEBT ADMINISTRATION**

*Capital Assets.* At December 31, 2020 the Town had invested in a range of capital assets including land, buildings and improvements, vehicles, office equipment, and park equipment. Note 4 on page 23 of the financial statements provides a summary of changes in capital assets during the year. During 2020, the Town added to its municipal parks, completed Hudson Drive, and began certain water pump station and sewer lift station improvements.

The Town has specified certain property tax and sales tax revenue streams to fund capital improvements. One-half of one cent of the Town's four cent sales tax is restricted for general governmental capital improvements. Two cents of the Town's four cent sales tax is restricted for street maintenance and construction. Property taxes collected from a 15.966 mill levy are restricted for capital improvements and associated debt.

*Debt Administration.* The Town's long-term debt primarily consists of bonds, loans, and capital leases. At the end of 2020, the governmental activities had a balance of \$2,985,000 owed on the 2016 limited tax refunding bonds for street improvements. Bond premium and accrued compensated absences are also recorded. See Note 5 on page 25 for more detailed information.

In business-type activities at December 31, 2020, the Town had a balance of \$3,091,149 owed on its 2011 Revenue Bonds, a \$409,800 balance on its 1995 general obligation bonds, and a \$663,731 balance on its Colorado Water Conservation Board loan. These debts were incurred for water rights acquisition and water and wastewater system facilities and upgrades. The final payment on a capital lease for the water meter system was made during 2020. Compensated absences are also recorded. See Note 5 on page 26 for more detailed information.

**ECONOMIC FACTORS AND NEXT YEAR'S BUDGETS AND RATES**

The extent of oil and gas industry operations in the region fluctuates quickly and significantly with the national economy. When active drilling takes place in the region, the Town benefits from increases in sales taxes, property taxes, and state shared excise taxes. Management is aware that these revenues will continue to benefit the Town to some extent. Currently the Town seeks to be conservative in its revenue estimates.

Measurable growth in the residential and commercial sectors of Hudson's economy is occurring. In addition, annexations of adjacent land and industrial properties have significantly increased the taxable assessed property value in the Town. The 2021 Budget anticipates continued improvement in the General Fund balance due to the growth and annexations.

Beginning in March 2020, the State of Colorado imposed lengthy restrictions on businesses, recreation, and places of worship with the stated purpose of slowing the spread of the Coronavirus so that hospital facilities would not be overwhelmed with patients. The Town has been economically impacted by these restrictions, and the full economic impact has yet to be determined. Management will continue to monitor the economic factors affecting the Town, to budget conservatively, and to amend adopted budgets if necessary.

**REQUESTS FOR INFORMATION**

This financial report is designed to provide the Town of Hudson's residents, taxpayers, customers, investors, and creditors with a general overview of the Town's finances and to show the Town's accountability for the funds it receives and assets it maintains. If you have questions about this report, or should you desire additional financial information, contact the Town's management at Town of Hudson, 557 Ash Street, P.O. Box 351, Hudson, CO 80642-0351 or call Town Hall at (303) 536-9311.

## **BASIC FINANCIAL STATEMENTS**

TOWN OF HUDSON, COLORADO

STATEMENT OF NET POSITION

December 31, 2020

	GOVERNMENTAL ACTIVITIES	BUSINESS-TYPE ACTIVITIES	TOTAL
<b>ASSETS</b>			
Cash and Investments	\$ 16,495,701	\$ 1,169,876	\$ 17,665,577
Restricted Cash and Investments	260,718	108,118	368,836
Cash Held with County Treasurer	11,849	-	11,849
Internal Balances	(84,745)	84,745	-
Receivables			
Property Taxes	5,867,659	-	5,867,659
Sales and Other	320,893	-	320,893
Accounts	-	160,074	160,074
Prepaid Expenses	5,409	478	5,887
Note Receivable	46,000	-	46,000
Land Held for Sale	208,599	-	208,599
Capital Assets, Not Depreciated	869,654	1,581,953	2,451,607
Capital Assets, Depreciated, Net of Accumulated Depreciation	12,559,285	9,977,112	22,536,397
Net Pension Asset	8,905	-	8,905
<b>TOTAL ASSETS</b>	<b>36,569,927</b>	<b>13,082,356</b>	<b>49,652,283</b>
<b>DEFERRED OUTFLOW OF RESOURCES</b>			
Deferred Charges	213,341	-	213,341
Related to Pensions	50,271	-	50,271
<b>TOTAL DEFERRED OUTFLOWS OF RESOURCES</b>	<b>263,612</b>	<b>-</b>	<b>263,612</b>
<b>LIABILITIES</b>			
Accounts Payable	248,951	121,910	370,861
Retainage Payable	51,736	8,300	60,036
Accrued Expenses	47,128	10,415	57,543
Accrued Interest Payable	7,558	66,579	74,137
Deposits	33,491	1,900	35,391
Noncurrent Liabilities			
Due Within One Year	137,087	112,365	249,452
Due in More Than One Year	2,975,432	4,052,769	7,028,201
Compensated Absences Due in More Than One Year	18,779	4,086	22,865
<b>TOTAL LIABILITIES</b>	<b>3,520,162</b>	<b>4,378,324</b>	<b>7,898,486</b>
<b>DEFERRED INFLOWS OF RESOURCES</b>			
Related to Pensions	14,013	-	14,013
Deferred Property Tax Revenue	5,867,659	-	5,867,659
<b>TOTAL DEFERRED INFLOWS OF RESOURCES</b>	<b>5,881,672</b>	<b>-</b>	<b>5,881,672</b>
<b>NET POSITION</b>			
Net Investment in Capital Assets	10,318,507	7,394,385	17,712,892
Restricted	3,286,811	-	3,286,811
Unrestricted	13,826,387	1,309,647	15,136,034
<b>TOTAL NET POSITION</b>	<b>\$ 27,431,705</b>	<b>\$ 8,704,032</b>	<b>\$ 36,135,737</b>

The accompanying notes are an integral part of the financial statements.

TOWN OF HUDSON, COLORADO

STATEMENT OF ACTIVITIES  
Year Ended December 31, 2020

FUNCTIONS/PROGRAMS	EXPENSES	PROGRAM REVENUES		
		CHARGES FOR SERVICES	OPERATING GRANTS AND CONTRIBUTIONS	CAPITAL GRANTS AND CONTRIBUTIONS
<b>PRIMARY GOVERNMENT</b>				
<b>Governmental Activities</b>				
General Government	\$ 1,721,390	\$ 88,672	\$ -	\$ -
Public Safety	925,229	124,166	982	-
Public Works	646,436	11,628	161,637	-
Library	604,828	47	2,476,773	-
Parks and Recreation	202,785	320	17,060	-
Interest and Fiscal Charges	101,419	-	-	-
<b>Total Governmental Activities</b>	<b>4,202,087</b>	<b>224,833</b>	<b>2,656,452</b>	<b>-</b>
<b>Business-Type Activities</b>				
Water	1,511,322	715,228	-	89,847
Wastewater	713,199	446,793	-	10,579
Interest and Fiscal Charges	133,526	-	-	-
<b>Total Business-Type Activities</b>	<b>2,358,047</b>	<b>1,162,021</b>	<b>-</b>	<b>100,426</b>
<b>GENERAL REVENUES</b>				
Property Taxes				
Specific Ownership Taxes				
Sales and Use Taxes				
Other Taxes				
Grants and Contributions Not Restricted to Specific Programs				
Other Revenues				
Sale of Capital Assets				
Earnings on Investments				
Transfers				
<b>TOTAL GENERAL REVENUES</b>				
<b>CHANGE IN NET POSITION</b>				
NET POSITION, Beginning				
NET POSITION, Ending				

The accompanying notes are an integral part of the financial statements.

NET (EXPENSE) REVENUE AND CHANGES  
CHANGES IN NET POSITION

GOVERNMENTAL ACTIVITIES	BUSINESS-TYPE ACTIVITIES	TOTALS
\$ (1,632,718)	\$ -	\$ (1,632,718)
(800,081)	-	(800,081)
(473,171)	-	(473,171)
1,871,992	-	1,871,992
(185,405)	-	(185,405)
(101,419)	-	(101,419)
<u>(1,320,802)</u>	<u>-</u>	<u>(1,320,802)</u>
-	(706,247)	(706,247)
-	(255,827)	(255,827)
-	(133,526)	(133,526)
<u>-</u>	<u>(1,095,600)</u>	<u>(1,095,600)</u>
3,012,025	-	3,012,025
143,382	-	143,382
1,701,856	-	1,701,856
71,413	-	71,413
58,975	-	58,975
274,460	2,992	277,452
66,005	-	66,005
50,514	9,839	60,353
(120,000)	120,000	-
<u>5,258,630</u>	<u>132,831</u>	<u>5,391,461</u>
3,937,828	(962,769)	2,975,059
<u>23,493,877</u>	<u>9,666,801</u>	<u>33,160,678</u>
<u>\$ 27,431,705</u>	<u>\$ 8,704,032</u>	<u>\$ 36,135,737</u>

TOWN OF HUDSON, COLORADO

BALANCE SHEET  
GOVERNMENTAL FUNDS  
December 31, 2020

	GENERAL FUND	PROPERTY TAX SPECIAL REVENUE FUND	PAVING SALES TAX FUND	HUDSON PUBLIC LIBRARY FUND
<b>ASSETS</b>				
Cash and Investments	\$ -	\$ 1,388,203	\$ 1,633,151	\$ 11,418,798
Restricted Cash and Investments	-	-	260,718	-
Cash Held at County Treasurer	11,837	12	-	-
Taxes Receivable	2,780,191	3,087,468	-	-
Accounts Receivable	192,692	-	102,561	-
Prepaid Expenses	5,160	-	-	249
Note Receivable	46,000	-	-	-
Land Held for Sale	208,599	-	-	-
<b>TOTAL ASSETS</b>	<b>\$ 3,244,479</b>	<b>\$ 4,475,683</b>	<b>\$ 1,996,430</b>	<b>\$ 11,419,047</b>
<b>LIABILITIES, DEFERRED INFLOWS, AND FUND BALANCES</b>				
<b>LIABILITIES</b>				
Accounts Payable	\$ 101,620	\$ -	\$ 10,848	\$ 135,474
Retainage Payable	-	-	-	51,736
Due to Other Funds	84,745	-	-	-
Accrued Expenses	36,657	-	-	10,471
Deposits	33,491	-	-	-
<b>TOTAL LIABILITIES</b>	<b>256,513</b>	<b>-</b>	<b>10,848</b>	<b>197,681</b>
<b>DEFERRED INFLOWS OF RESOURCES</b>				
Deferred Property Tax Revenues	2,780,191	3,087,468	-	-
<b>FUND BALANCES</b>				
Nonspendable	254,599	-	-	-
Restricted for Fund Purpose	-	-	1,967,032	-
Restricted for Emergencies	88,000	40,550	18,550	76,450
Committed	-	1,347,665	-	11,144,916
Unassigned	(134,824)	-	-	-
<b>TOTAL FUND BALANCES</b>	<b>207,775</b>	<b>1,388,215</b>	<b>1,985,582</b>	<b>11,221,366</b>
<b>TOTAL LIABILITIES, DEFERRED INFLOWS OF RESOURCES, AND FUND BALANCES</b>	<b>\$ 3,244,479</b>	<b>\$ 4,475,683</b>	<b>\$ 1,996,430</b>	<b>\$ 11,419,047</b>

The accompanying notes are an integral part of the financial statements.

OTHER GOVERNMENTAL FUNDS	TOTAL GOVERNMENTAL FUNDS
\$ 2,055,549	\$ 16,495,701
-	260,718
-	11,849
-	5,867,659
25,640	320,893
-	5,409
-	46,000
-	208,599
<u>\$ 2,081,189</u>	<u>\$ 23,216,828</u>

\$ 1,009	\$ 248,951
-	51,736
-	84,745
-	47,128
-	33,491
<u>1,009</u>	<u>466,051</u>

<u>-</u>	<u>5,867,659</u>
----------	------------------

-	254,599
1,084,019	3,051,051
12,210	235,760
983,951	13,476,532
-	(134,824)
<u>2,080,180</u>	<u>16,883,118</u>

<u>\$ 2,081,189</u>	<u>\$ 23,216,828</u>
---------------------	----------------------

TOWN OF HUDSON, COLORADO

RECONCILIATION OF THE GOVERNMENTAL FUNDS  
BALANCE SHEET TO THE STATEMENT OF NET POSITION  
Year Ended December 31, 2020

Amounts reported for governmental activities in the statement of net position are different because:

Total fund balances of governmental funds \$ 16,883,118

Capital assets used in governmental activities are not financial resources, and therefore, are not reported in the funds.

Capital Assets, Not Depreciated	869,654	
Capital Assets, Depreciated	15,488,379	
Accumulated Depreciation	<u>(2,929,094)</u>	<u>13,428,939</u>

Long-term liabilities and related assets are not due and payable in the current period and, therefore, are not reported in the funds.

Accrued Interest Payable	(7,558)	
Bond Payable	(2,985,000)	
Bond Premium	(125,432)	
Deferred Charges	213,341	
Compensated Absences	(20,866)	
Net Pension Asset	<u>8,905</u>	<u>(2,916,610)</u>

Deferred outflows and inflows of resources related to pensions are applicable to future periods and, therefore, are not reported in the funds.

Deferred outflows of resources - Subsequent Contributions	9,780	
Deferred outflows of resources - Expected vs Actual Experience	25,952	
Deferred outflows of resources - Change in Assumptions	14,539	
Deferred inflows of resources - Projected vs Actual Investments Earnings	(13,877)	
Deferred inflows of resources - Expected vs Actual Experience	(136)	<u>36,258</u>

Net position of governmental activities \$ 27,431,705

The accompanying notes are an integral part of the financial statements.

TOWN OF HUDSON, COLORADO

STATEMENT OF REVENUES, EXPENDITURES  
AND CHANGES IN FUND BALANCES  
GOVERNMENTAL FUNDS  
Year Ended December 31, 2020

	GENERAL FUND	PROPERTY TAX SPECIAL REVENUE FUND	PAVING SALES TAX FUND	HUDSON PUBLIC LIBRARY FUND
<b>REVENUES</b>				
Property Taxes	\$ 1,427,098	\$ 1,584,927	\$ -	\$ -
Specific Ownership Taxes	143,382	-	-	-
Sales and Use Taxes	626,293	-	835,050	-
Occupation Taxes	763	-	-	-
Franchise Fees	68,176	-	-	-
Intergovernmental Revenue	221,008	-	-	2,465,073
Charges for Services	37,941	-	-	-
Licenses and Permits	45,119	-	-	-
Fines and Forfeitures	143,803	-	-	-
Grants and Donations	-	-	-	11,700
Investment Earnings	-	5,874	11,737	20,964
Miscellaneous	212,769	-	-	60,735
<b>TOTAL REVENUES</b>	<b>2,926,352</b>	<b>1,590,801</b>	<b>846,787</b>	<b>2,558,472</b>
<b>EXPENDITURES</b>				
<b>Current</b>				
General Government	1,129,436	509,607	-	-
Public Safety	930,513	-	-	-
Public Works	404,283	-	51,004	-
Library	-	-	-	530,118
Parks and Recreation	157,037	-	-	-
Capital Outlay	7,225	14,800	153,941	675,341
<b>Debt Service</b>				
Principal	96,441	-	135,000	-
Interest	4,224	-	94,750	-
<b>TOTAL EXPENDITURES</b>	<b>2,729,159</b>	<b>524,407</b>	<b>434,695</b>	<b>1,205,459</b>
<b>EXCESS OF REVENUES OVER (UNDER) EXPENDITURES</b>	<b>197,193</b>	<b>1,066,394</b>	<b>412,092</b>	<b>1,353,013</b>
<b>OTHER FINANCING SOURCES (USES)</b>				
Transfer Out	-	(120,000)	-	-
Sale of Assets	66,005	-	-	-
<b>TOTAL OTHER FINANCING SOURCES (USES)</b>	<b>66,005</b>	<b>(120,000)</b>	<b>-</b>	<b>-</b>
<b>NET CHANGE IN FUND BALANCES</b>	<b>263,198</b>	<b>946,394</b>	<b>412,092</b>	<b>1,353,013</b>
FUND BALANCES, Beginning	(55,423)	441,821	1,573,490	9,868,353
FUND BALANCES, Ending	\$ 207,775	\$ 1,388,215	\$ 1,985,582	\$ 11,221,366

The accompanying notes are an integral part of the financial statements.

OTHER GOVERNMENTAL FUNDS	TOTAL GOVERNMENTAL FUNDS
\$ -	\$ 3,012,025
-	143,382
240,513	1,701,856
-	763
-	68,176
17,060	2,703,141
-	37,941
-	45,119
-	143,803
-	11,700
13,925	52,500
-	273,504
<u>271,498</u>	<u>8,193,910</u>
-	1,639,043
-	930,513
-	455,287
-	530,118
4,100	161,137
183,181	1,034,488
-	231,441
-	98,974
<u>187,281</u>	<u>5,081,001</u>
<u>84,217</u>	<u>3,112,909</u>
-	(120,000)
-	66,005
-	(53,995)
84,217	3,058,914
<u>1,995,963</u>	<u>13,824,204</u>
<u>\$ 2,080,180</u>	<u>\$ 16,883,118</u>

TOWN OF HUDSON, COLORADO

RECONCILIATION OF THE STATEMENT OF REVENUES,  
EXPENDITURES AND CHANGES IN FUND BALANCES OF GOVERNMENTAL FUNDS  
TO THE STATEMENT OF ACTIVITIES  
Year Ended December 31, 2020

Amounts reported for governmental activities in the statement of activities are different because:

Net change in fund balances - total governmental funds \$ 3,058,914

Capital outlays to purchase or build capital assets are reported in governmental funds as expenditures. However, for governmental activities those costs are shown in the statement of net position and allocated over their estimated useful lives as annual depreciation expense in the statement of activities.

Capital Outlay	1,034,488	
Depreciation	(424,199)	610,289

Some expenses reported in the statement of activities do not require current financial resources and are not reported in the funds.

Capital Leases Principal Payments	96,441	
Bond Principal Payments	135,000	
Amortization of Deferred Charges	-	
Amortization of Bond Premium	(5,423)	
Changes in Accrued Interest Payable	2,978	
Changes in Compensated Absences	(5,534)	223,462

Deferred Charges related to pensions are not recognized in the governmental funds. However, for the government-wide funds those amounts are capitalized and amortized.

Deferred charges related to Pension Plan		45,163
--	--	--------

Change in net position of governmental activities \$ 3,937,828

The accompanying notes are an integral part of the financial statements.

TOWN OF HUDSON, COLORADO

STATEMENT OF NET POSITION  
 PROPRIETARY FUNDS  
 December 31, 2020

	<u>WATER</u>	<u>WASTEWATER</u>	<u>TOTAL</u>
<b>ASSETS</b>			
<b>Current Assets</b>			
Cash and Investments	\$ 669,620	\$ 500,256	\$ 1,169,876
Restricted Cash and Investments	-	108,118	108,118
Due From Other Funds	84,745	-	84,745
Accounts Receivable	92,605	67,469	160,074
Prepaid Expense	239	239	478
	<u>847,209</u>	<u>676,082</u>	<u>1,523,291</u>
<b>Total Current Assets</b>			
<b>Noncurrent Assets</b>			
Capital Assets, Not Being Depreciated	1,544,640	37,313	1,581,953
Capital Assets, Net of Accumulated Depreciation	2,778,747	7,198,365	9,977,112
	<u>4,323,387</u>	<u>7,235,678</u>	<u>11,559,065</u>
<b>Total Noncurrent Assets</b>			
<b>TOTAL ASSETS</b>	<u>5,170,596</u>	<u>7,911,760</u>	<u>13,082,356</u>
<b>LIABILITIES</b>			
<b>Current Liabilities</b>			
Accounts Payable	101,106	20,804	121,910
Retainage Payable	8,300	-	8,300
Accrued Expenses	5,711	4,704	10,415
Deposits	1,900	-	1,900
Accrued Interest Payable	16,348	50,231	66,579
Accrued Compensated Absences, Current Portion	230	224	454
Capital Lease Payable, Current Portion	-	-	-
Bonds and Notes Payable, Current Portion	52,867	59,044	111,911
	<u>186,462</u>	<u>135,007</u>	<u>321,469</u>
<b>Total Current Liabilities</b>			
<b>Noncurrent Liabilities</b>			
Accrued Compensated Absences	2,072	2,014	4,086
Bonds and Notes Payable	1,020,664	3,032,105	4,052,769
	<u>1,022,736</u>	<u>3,034,119</u>	<u>4,056,855</u>
<b>Total Noncurrent Liabilities</b>			
<b>TOTAL LIABILITIES</b>	<u>1,209,198</u>	<u>3,169,126</u>	<u>4,378,324</u>
<b>NET POSITION</b>			
Net Investment in Capital Assets	3,249,856	4,144,529	7,394,385
Restricted	-	-	-
Unrestricted	711,542	598,105	1,309,647
	<u>3,961,398</u>	<u>4,742,634</u>	<u>8,704,032</u>
<b>TOTAL NET POSITION</b>	<u>\$ 3,961,398</u>	<u>\$ 4,742,634</u>	<u>\$ 8,704,032</u>

The accompanying notes are an integral part of the financial statements.

TOWN OF HUDSON, COLORADO

STATEMENT OF REVENUES, EXPENSES  
AND CHANGES IN FUND NET POSITION  
PROPRIETARY FUNDS  
Year Ended December 31, 2020

	<u>WATER</u>	<u>WASTEWATER</u>	<u>TOTAL</u>
<b>OPERATING REVENUES</b>			
Charges for Services	\$ 715,228	\$ 446,793	\$ 1,162,021
Other Revenues	2,992	-	2,992
<b>TOTAL OPERATING REVENUES</b>	<u>718,220</u>	<u>446,793</u>	<u>1,165,013</u>
<b>OPERATING EXPENSES</b>			
Operations and Maintenance	1,180,382	360,481	1,540,863
Administration	155,392	121,070	276,462
Depreciation	175,548	231,648	407,196
<b>TOTAL OPERATING EXPENSES</b>	<u>1,511,322</u>	<u>713,199</u>	<u>2,224,521</u>
<b>NET OPERATING INCOME (LOSS)</b>	<u>(793,102)</u>	<u>(266,406)</u>	<u>(1,059,508)</u>
<b>NON-OPERATING REVENUES (EXPENSES)</b>			
Earnings on Investments	6,546	3,293	9,839
Interest Expense	(32,595)	(100,931)	(133,526)
<b>TOTAL NON-OPERATING REVENUES (EXPENSES)</b>	<u>(26,049)</u>	<u>(97,638)</u>	<u>(123,687)</u>
<b>INCOME (LOSS) BEFORE CAPITAL CONTRIBUTIONS AND TRANSFERS</b>	<u>(819,151)</u>	<u>(364,044)</u>	<u>(1,183,195)</u>
Tap Fees	89,847	10,579	100,426
Transfers In	-	120,000	120,000
<b>CHANGE IN NET POSITION</b>	<u>(729,304)</u>	<u>(233,465)</u>	<u>(962,769)</u>
<b>NET POSITION, Beginning</b>	<u>4,690,702</u>	<u>4,976,099</u>	<u>9,666,801</u>
<b>NET POSITION, Ending</b>	<u>\$ 3,961,398</u>	<u>\$ 4,742,634</u>	<u>\$ 8,704,032</u>

The accompanying notes are an integral part of the financial statements.

TOWN OF HUDSON, COLORADO

STATEMENT OF CASH FLOWS  
 PROPRIETARY FUNDS  
 Year Ended December 31, 2020  
 Increase (Decrease) in Cash and Cash Equivalents

	<u>WATER</u>	<u>WASTEWATER</u>	<u>TOTAL</u>
<b>CASH FLOWS FROM OPERATING ACTIVITIES</b>			
Cash Received from Customers	\$ 710,418	\$ 439,790	\$ 1,150,208
Cash Paid to Employees	(175,370)	(149,070)	(324,440)
Cash Paid to Suppliers	(1,107,989)	(376,631)	(1,484,620)
Net Cash Used by Operating Activities	<u>(572,941)</u>	<u>(85,911)</u>	<u>(658,852)</u>
<b>CASH FLOWS FROM NONCAPITAL FINANCING ACTIVITIES</b>			
Cash Payments to/from Other Funds	(84,745)	-	(84,745)
Net Cash Used by Noncapital Financing Activities	<u>(84,745)</u>	<u>-</u>	<u>(84,745)</u>
<b>CASH FLOWS FROM CAPITAL AND RELATED FINANCING ACTIVITIES</b>			
Purchase of Capital Assets	(535,098)	-	(535,098)
Transfer to/from Other Funds	-	120,000	120,000
Principal Payments on Long Term Debt	(81,119)	(57,171)	(138,290)
Interest Payments	(33,971)	(101,860)	(135,831)
Tap Fees and Capital Contributions	89,847	10,579	100,426
Net Cash Used by Capital Financing Activities	<u>(560,341)</u>	<u>(28,452)</u>	<u>(588,793)</u>
<b>CASH FLOWS FROM INVESTING ACTIVITIES</b>			
Interest Received	6,546	3,293	9,839
<b>NET INCREASE(DECREASE) IN CASH AND CASH EQUIVALENTS</b>	<b>(1,211,481)</b>	<b>(111,070)</b>	<b>(1,322,551)</b>
<b>CASH AND CASH EQUIVALENTS, Beginning</b>	<b>1,881,101</b>	<b>719,444</b>	<b>2,600,545</b>
<b>CASH AND CASH EQUIVALENTS, Ending</b>	<b>\$ 669,620</b>	<b>\$ 608,374</b>	<b>\$ 1,277,994</b>
<b>RECONCILIATION OF OPERATING INCOME (LOSS) TO NET CASH USED BY OPERATING ACTIVITIES</b>			
Operating Income (Loss)	\$ (793,102)	\$ (266,406)	\$ (1,059,508)
Adjustments to Reconcile Operating Loss to Net Cash Used by Operating Activities			
Depreciation Expense	175,548	231,648	407,196
Changes in Assets and Liabilities			
Accounts Receivable	(6,687)	(7,003)	(13,690)
Prepaid Expenses	(239)	(239)	(478)
Accounts Payable	43,117	(44,077)	(960)
Retainage Payable	8,300	-	8,300
Accrued Expenses	603	(404)	199
Compensated Absences	634	570	1,204
Deposits	(1,115)	-	(1,115)
Total Adjustments	<u>220,161</u>	<u>180,495</u>	<u>400,656</u>
<b>Net Cash Used by Operating Activities</b>	<b>\$ (572,941)</b>	<b>\$ (85,911)</b>	<b>\$ (658,852)</b>

The accompanying notes are an integral part of the financial statements.

TOWN OF HUDSON  
NOTES TO THE FINANCIAL STATEMENTS  
December 31, 2020

**NOTE 1: SUMMARY OF SIGNIFICANT ACCOUNTING POLICIES**

The Town of Hudson, Colorado (the "Town") was founded in 1887 and incorporated in 1914. The Town is governed by a town manager and a seven-member board of trustees (including the mayor) elected by the residents.

The accounting policies of the Town conform to generally accepted accounting principles (GAAP) as applicable to governmental units. Following is a summary of the more significant policies:

**Reporting Entity**

The financial reporting entity consists of the Town and organizations for which the Town is financially accountable. All funds, organizations, institutions, agencies, departments, and offices that are not legally separate are part of the Town. In addition, any legally separate organizations for which the Town is financially accountable are considered part of the reporting entity. Financial accountability exists if the Town appoints a voting majority of the organization's governing board and is able to impose its will on the organization, or if the organization provides benefits to, or imposes financial burdens on the Town.

Based upon the application of these criteria, the Town includes the following organization in its reporting entity:

Hudson Public Library

The Hudson Public Library provides services to the citizens of the Town through an intergovernmental agreement between the Town and High Plains Library District. The Town's Board of Trustees appoints the governing board of the Library and management of the Town has operational responsibility for the Library. The Library's financial information is blended in the Town's financial statements as a special revenue fund. Separate financial statements are not available.

The government-wide financial statements (i.e., the Statement of Net Position and the Statement of Activities) report information on all of the activities of the Town. For the most part, the effect of interfund activity has been removed from these statements. *Governmental activities*, which normally are supported by taxes and intergovernmental revenues, are reported separately from *business-type activities*, which rely to a significant extent on fees and charges for support.

TOWN OF HUDSON  
NOTES TO THE FINANCIAL STATEMENTS  
December 31, 2020

**NOTE 1:**     **SUMMARY OF SIGNIFICANT ACCOUNTING POLICIES** (Continued)

**Measurement Focus, Basis of Accounting, and Financial Statement Presentation**

The statement of activities demonstrates the degree to which the direct expenses of the given function or segment are offset by program revenues. *Direct expenses* are those that are clearly identifiable with a specific function or segment. *Program revenues* include 1) charges to customers who purchase, use, or directly benefit from goods, services, or privileges provided by a given function or segment and 2) grants and contributions that are restricted to meeting the operational or capital requirements of a particular function or segment. Taxes and other items not properly included among program revenues are reported instead as *general revenues*.

Separate financial statements are provided for governmental funds and proprietary funds. Major individual funds are reported as separate columns in the fund financial statements.

The government-wide financial statements are reported using the *economic resources measurement focus* and the *accrual basis of accounting*, as are the proprietary fund financial statements. Revenues are recorded when earned and expenses are recorded when the liability is incurred, regardless of the timing of related cash flows. Property taxes are recognized as revenues in the year for which they are levied. Grants and similar items are recognized as revenue as soon as all eligibility requirements imposed by the provider have been met.

Governmental fund financial statements are reported using the *current financial resources measurement focus* and the *modified accrual basis of accounting*. Revenues are recognized as soon as they are both measurable and available. Revenues are considered to be *available* when they are collected within the current period or soon enough thereafter to pay liabilities of the current period. For this purpose, the Town considers revenues to be available if they are collected within 60 days of the end of the current fiscal period.

Taxes, intergovernmental revenues, and interest associated with the current fiscal period are all considered to be susceptible to accrual and so have been recognized as revenues of the current fiscal period. All other revenue items are considered to be measurable and available only when cash is received by the Town.

TOWN OF HUDSON  
NOTES TO THE FINANCIAL STATEMENTS  
December 31, 2020

**NOTE 1: SUMMARY OF SIGNIFICANT ACCOUNTING POLICIES** (Continued)

**Measurement Focus, Basis of Accounting, and Financial Statement Presentation**  
(Continued)

Expenditures generally are recorded when a liability is incurred, as under accrual accounting. However, debt service expenditures, as well as expenditures related to compensated absences, are recorded only when payment is due.

Proprietary funds distinguish operating revenues and expenses from nonoperating items. Operating revenues and expenses generally result from providing services and producing and delivering goods in connection with the fund's principal ongoing operations. Operating expenses for enterprise funds include the cost of sales and services, administrative expenses, and depreciation on capital assets. All revenues and expenses not meeting this definition are reported as nonoperating revenues and expenses.

When both restricted and unrestricted resources are available for use, it is the Town's practice to use restricted resources first, then unrestricted resources as they are needed.

In the fund financial statements, the Town reports the following major governmental funds:

The *General Fund* is the Town's primary operating fund. It accounts for all financial resources of the Town, except those required to be accounted for in another fund.

The *Property Tax Special Revenue Fund* accounts for the collection of property taxes established for capital improvements and related debt.

The *Paving Sales Tax Fund* accounts for a 2 percent sales tax that is restricted by election for paving, curb and gutter, and street maintenance within the Town.

The *Hudson Public Library Fund* accounts for the operations of the library.

The Town reports the following major proprietary funds:

The *Water Fund* accounts for the financial activities associated with the provision of water services.

The *Wastewater Fund* accounts for the financial activities associated with the provision of sewer services.

TOWN OF HUDSON  
NOTES TO THE FINANCIAL STATEMENTS  
December 31, 2020

**NOTE 1: SUMMARY OF SIGNIFICANT ACCOUNTING POLICIES** (Continued)

**Assets, Liabilities, and Fund Balance/Net Position**

Cash and Cash Equivalents – For purposes of the statement of cash flows, the Town considers cash and cash equivalents to be all demand deposits as well as short-term investments with a maturity date of three months or less. Investments are stated at fair value.

Receivables – All receivables are reported at their gross value and, where appropriate, are reduced by the estimated portion that is expected to be uncollectible.

Prepaid Items – On the government-wide and governmental fund financial statements, prepaid expenses are presented using the consumption method.

Land Held for Sale – Land held for resale is carried at cost.

Capital Assets – Capital assets, which include land, water rights, infrastructure, utility plant and lines, and property and equipment, are reported in the applicable governmental or business-type activities columns in the government-wide financial statements. Capital assets are defined by the Town as assets with an initial, individual cost of more than \$5,000 and an estimated useful life in excess of one year.

Such assets are recorded at historical cost or estimated historical cost if purchased or constructed. Donated capital assets are recorded at estimated acquisition value at the date of donation.

The cost of normal maintenance and repairs that do not add to the value of the assets or materially extend asset lives are not capitalized. Capital assets are depreciated using the straight-line method over the following estimated useful lives:

Land Improvements	20 years
Infrastructure	10 - 50 years
Water System	50 years
Wastewater System	50 years
Buildings	10 - 50 years
Machinery and Equipment	30 - 30 years

TOWN OF HUDSON  
NOTES TO THE FINANCIAL STATEMENTS  
December 31, 2020

**NOTE 1: SUMMARY OF SIGNIFICANT ACCOUNTING POLICIES (Continued)**

**Assets, Liabilities, and Fund Balance/Net Position (Continued)**

Compensated Absences – Town employees are entitled to certain compensated absences based on their length of employment and are allowed to accumulate unused absences. Employees are allowed to carry over a maximum of 40 hours of unused vacation time. Any excess accrued time is paid out in a lump sum at the employee’s current rate of pay in the first pay period of the subsequent year only to the extent that the use of vacation leave was delayed at the request of the Town. Otherwise, excess vacation leave above accrual limits is forfeited.

Upon termination of employment, employees are entitled to receive compensation for any unused vacation time, up to a maximum of 40 hours at their current rate of pay.

Town employees are also eligible to receive compensatory time, which is earned at one and one-half times the hours worked beyond 40 hours in a given week. Compensatory time may substitute overtime pay at the discretion of the Town. Compensatory time may be accrued up to 40 hours. In the event compensatory time has not been taken by the employee by December 31, the balance of the accrued time will be paid to the employee.

These compensated absences are expensed when paid in the governmental fund types. Compensated absences are expensed when earned in the proprietary fund type. A long-term liability in the amount of \$28,866 and \$4,540 has been recorded in the governmental activities and business-type activities, respectively, in the statement of net position for the accrued benefits.

Deferred Outflows and Deferred Inflows of Resources – In addition to assets, the statement of financial position and balance sheets will sometimes report a separate section for deferred outflows of resources. This separate financial statement element, deferred outflow of resources, represents a consumption of net position and fund balance that applies to a future period(s) and so will not be recognized as an outflow of resources (expense/expenditure) until then. In addition to liabilities, the statement of financial position and balance sheets will sometimes report a separate section for deferred inflows of resources. This separate financial statement element, deferred inflow of resources, represents an acquisition of net position and fund balance that applies to a future period(s) and so will not be recognized as an inflow of resources (revenue) until that time.

TOWN OF HUDSON  
NOTES TO THE FINANCIAL STATEMENTS  
December 31, 2020

**NOTE 1: SUMMARY OF SIGNIFICANT ACCOUNTING POLICIES (Continued)**

**Assets, Liabilities, and Fund Balance/Net Position (Continued)**

Long-Term Debt – In the government-wide financial statements, and proprietary fund types in the fund financial statements, long-term debt and other long-term obligations are reported as liabilities in the applicable governmental activities, business-type activities, or proprietary funds. Bond premiums and discounts are deferred and amortized over the life of the bonds using the straight-line method.

In the fund financial statements, governmental fund types recognize bond premiums and discounts, as well as bond issuance costs, during the current period. The face amount of debt issued is reported as other financing sources. Premiums received on debt issuances are reported as other financing sources while discounts on debt issuances are reported as other financing uses. Issuance costs, whether or not withheld from the actual debt proceeds received, are reported as current expenditures.

Pensions – The Town participates in the Statewide Defined Benefit Plan (SWDBP), a cost-sharing, multiple-employer defined benefit pension plan administered by the Fire & Police Pension Association of Colorado (FPPA). The net pension asset, deferred outflows of resources and deferred inflows of resources related to pensions, pension expense, information about the fiduciary net position and additions to and deductions from the fiduciary net position of the SWDBP have been determined using the economic resources measurement focus and the accrual basis of accounting, the same basis of accounting used by the plan. For this purpose, benefit payments are recognized when due and payable in accordance with benefit terms. Employer contributions are recognized in the year the contributions are paid.

Property Taxes – Property taxes are levied on December 15 based on the assessed value of property as certified by the County Assessor on October 1. The property tax may be paid in total by April 30 or one-half payment by February 28 and the second half by June 15. The billings are considered due on these dates. The bill becomes delinquent, and penalties and interest may be assessed by the County Treasurer on the post mark day following these dates. The tax sale date is the first Thursday of November.

Under Colorado Law, all property taxes become due and payable on January 1, in the year following that in which they are levied. The County Treasurer's Office collects property taxes and remits to the Town on a monthly basis. Since property tax revenues are collected in arrears during the succeeding year, receivables and corresponding deferred inflows of resources are reported at year end.

TOWN OF HUDSON  
NOTES TO THE FINANCIAL STATEMENTS  
December 31, 2020

**NOTE 1: SUMMARY OF SIGNIFICANT ACCOUNTING POLICIES** (Continued)

**Assets, Liabilities, and Fund Balance/Net Position** (Continued)

Net Position— The government-wide and business-type fund financial statements utilize a net position presentation. Net position is categorized as investment in capital assets, restricted, and unrestricted.

Investment in Capital Assets is intended to reflect the portion of net position, which is associated with non-liquid, capital assets less outstanding capital asset related debt. The net related debt is the debt less the outstanding liquid assets and any associated unamortized cost.

Restricted Net Position are liquid assets, which have third party limitations on their use.

Unrestricted Net Position represents assets that do not have any third-party limitation on their use. While Town management may have categorized and segmented portion for various purposes, the Town Board of Trustees has the unrestricted right to revisit or alter these managerial decisions.

Fund Balance Classification – The governmental fund financial statements present fund balances based on classifications that comprise a hierarchy that is based primarily on the extent to which the Town is bound to honor constraints on the specific purposes for which amounts in the respective governmental funds can be spent. The classifications used in the governmental fund financial statements are as follows:

- Nonspendable – This classification includes amounts that cannot be spent either because they are not in a spendable form or because they are legally or contractually required to be maintained intact. The Town reports nonspendable fund balances related to notes receivable and land held for sale on December 31, 2020.
- Restricted – This classification includes amounts for which constraints have been placed on the use of the resources either (a) externally imposed by creditors (such as through a debt covenant), grantors, contributors, or laws or regulations of other governments, or (b) imposed by law through constitutional provisions or enabling legislation. The Town has classified Emergency Reserves as being restricted because their use is restricted by State Statute for declared emergencies. In addition, the Town reports restricted fund balances in the Paving Sales Tax Fund, Sales Tax Capital Improvement Fund, and Conservation Trust Fund. These balances are restricted for capital and infrastructure improvements, and parks and recreation.

TOWN OF HUDSON  
NOTES TO THE FINANCIAL STATEMENTS  
December 31, 2020

**NOTE 1: SUMMARY OF SIGNIFICANT ACCOUNTING POLICIES** (Continued)

**Assets, Liabilities, and Fund Balance/Net Position** (Continued)

- Committed – This classification includes amounts that can be used only for specific purposes pursuant to constraints imposed by formal action of the Town Board of Trustees. These amounts cannot be used for any other purpose unless the Board removes or changes the specified use by taking the same type of action (ordinance or resolution) that was employed when the funds were initially committed. This classification also includes contractual obligations to the extent that existing resources have been specifically committed for use in satisfying those contractual requirements. The Town reports the fund balance in the Property Tax Special Revenue Fund, the Hudson Public Library Fund, the Park Impact Fees Fund, the Facilities Impact Fees Fund, the Street Impact Fees Fund, and the Capital Reserve Fund as committed resources for the respective fund purpose as of December 31, 2020.
- Assigned – This classification includes amounts the government intends to use for specific purposes that do not meet the criteria to be classified as restricted or committed. The Town does not report any assigned fund balances as of December 31, 2020.
- Unassigned – This classification includes the residual fund balance for the General Fund. The Unassigned classification also includes negative residual fund balance of any other governmental fund that cannot be eliminated by offsetting of Assigned fund balance amounts.

The Town would typically use restricted fund balances first, followed by committed resources, and then assigned resources, as appropriate opportunities arise, but reserves the right to selectively spend unassigned fund balance.

**Risk Management**

The Town is exposed to various risks of loss related to torts; theft of, damage to, and destruction of assets; injuries to employees; and natural disasters. The Town participates in the Colorado Intergovernmental Risk Sharing Agency (CIRSA), a separate and independent governmental and legal entity formed by intergovernmental agreement by member municipalities pursuant to the provisions of 24-10-115.5, Colorado Revised Statutes and the Colorado Constitution, Article XIV, Section 18(2).

TOWN OF HUDSON  
NOTES TO THE FINANCIAL STATEMENTS  
December 31, 2020

**NOTE 1:**      **SUMMARY OF SIGNIFICANT ACCOUNTING POLICIES** (Continued)

**Risk Management** (Continued)

The purposes of CIRSA are to provide member defined liability, property, and workers compensation coverages and to assist members in preventing and reducing losses and injuries to municipal property and to persons or property which might result in claims made against members of CIRSA, their employees and officers.

It is the intent of CIRSA to create an entity in perpetuity which will administer and use funds contributed by the members to defend and indemnify, in accordance with the bylaws, any member of CIRSA against stated liability of loss, to the limit of the financial resources of CIRSA. It is also the intent of the members to have CIRSA provide continuing stability and availability of needed coverages at reasonable costs. All income and assets of CIRSA shall be at all times dedicated to the exclusive benefit of its members.

CIRSA is a legal separate entity, and the Town does not approve budgets, nor does it have the ability to significantly affect the operations of CIRSA.

**Subsequent Events**

The Town has evaluated events subsequent to the year ended December 31, 2020 through July 15, 2021, the date these financial statements were issued, and has incorporated any required recognition into these financial statements.

**NOTE 2:**      **STEWARDSHIP, COMPLIANCE AND ACCOUNTABILITY**

**Budgets**

Budgets are adopted on a basis consistent with generally accepted accounting principles (GAAP). Budgetary comparison for the proprietary fund is presented on a non-GAAP budgetary basis. Capital outlay is budgeted as an expenditure and depreciation is not budgeted. Annual appropriated budgets are adopted for all funds. All appropriations lapse at fiscal year-end.

TOWN OF HUDSON  
NOTES TO THE FINANCIAL STATEMENTS  
December 31, 2020

**NOTE 2:**     **STEWARDSHIP, COMPLIANCE AND ACCOUNTABILITY** (Continued)

**Budgets** (Continued)

The Town adheres to the following procedures in establishing the budgetary data reflected in the financial statements:

- Budgets are required by state law for all funds. Management submits to the Town Board of Trustees a proposed operating budget for the fiscal year commencing the following January 1. The budget includes proposed expenditures and the means of financing them. All budgets lapse at year end.
- Public hearings are conducted to obtain taxpayer comments.
- Prior to December 31, the budget is adopted by formal resolution.
- Expenditures may not legally exceed appropriations at the fund level.
- Management is authorized to transfer budgeted amounts between departments within any fund. However, revisions that alter the total expenditures of any fund must be approved by the Town Board of Trustees.
- Budgeted amounts reported in the accompanying financial statements are as originally adopted or amended by the Town Board of Trustees.

TOWN OF HUDSON  
NOTES TO THE FINANCIAL STATEMENTS  
December 31, 2020

**NOTE 3: CASH AND INVESTMENTS**

Cash and investments on December 31, 2020 consist of the following:

Petty Cash	\$ 560
Deposits	12,205,597
Investments	<u>5,828,256</u>
Total	<u>\$ 18,034,413</u>

The above amounts are classified in the statement of net position as follows:

Cash and Investments - Governmental Activities	\$ 16,495,701
Cash and Investments - Governmental Activities, Restricted	\$ 260,718
Cash and Investments - Business-Type Activities	1,169,876
Cash and Investments - Business-Type Activities, Restricted	<u>108,118</u>
Total	<u>\$ 18,034,413</u>

**Deposits**

Custodial Credit Risk – Deposits

Custodial credit risk is the risk that in the event of a bank failure, the government’s deposits may not be returned to it. The Colorado Public Deposit Protection Act (PDPA) requires that all units of local government deposit cash in eligible public depositories. Eligibility is determined by state regulations. On December 31, 2020, State regulatory commissioners have indicated that all financial institutions holding deposits for the Town are eligible public depositories. Amounts on deposit in excess of federal insurance levels must be collateralized by eligible collateral as determined by the PDPA. PDPA allows the financial institution to create a single collateral pool for all public funds held. The pool is to be maintained by another institution or held in trust for all the uninsured public deposits as a group. The market value of the collateral must be at least equal to 102% of the uninsured deposits.

The Town has no policy regarding custodial credit risk for deposits.

On December 31, 2020, the Town had deposits with financial institutions with a carrying amount of \$12,205,597. The bank balances with the financial institutions were \$12,511,645. Of these balances, \$759,317 was covered by federal depository insurance and \$11,752,328 was covered by collateral held by authorized escrow agents in the financial institutions name (PDPA).

TOWN OF HUDSON  
NOTES TO THE FINANCIAL STATEMENTS  
December 31, 2020

**NOTE 3:**     **CASH AND INVESTMENTS** (Continued)

**Investments**

The Town is required to comply with State statutes and the Town's investment policy which specify investment instruments meeting defined rating, maturity, and concentration of credit risk criteria in which the Town may invest.

Interest Rate Risk

State statutes generally limit investments to an original maturity of five years unless the governing board authorizes the investment for a period in excess of five years.

Credit Risk

Colorado statutes specify in which instruments the units of local government may invest which includes:

- Obligations of the United States and certain U.S. government agency securities
- General obligation and revenue bonds of U.S. local government entities
- Bankers' acceptances of certain banks
- Commercial paper
- Local government investment pools
- Written repurchase agreements collateralized by certain authorized securities
- Certain money market funds
- Guaranteed investment contracts

Concentration of Credit Risk

Except for corporate securities, State statutes do not limit the amount the Town may invest in any single investment or issuer.

TOWN OF HUDSON  
NOTES TO THE FINANCIAL STATEMENTS  
December 31, 2020

**NOTE 3:**     **CASH AND INVESTMENTS** (Continued)

**Investments** (Continued)

**Local Government Investment Pools**

The Town had invested \$5,828,256 in the Colorado Government Liquid Asset Trust (ColoTrust) which has a credit rating of AAAM by Standard and Poor's. ColoTrust is an investment vehicle established for local government entities in Colorado to pool surplus funds and is regulated by the State Securities Commissioner. It operates similarly to a money market fund and each share is equal in value to \$1.00. Investments consist of U.S. Treasury and U.S. Agency securities, and repurchase agreements collateralized by U.S. Treasury and U.S. Agency securities. A designated custodial bank provides safekeeping and depository services in connection with the direct investment and withdrawal functions. Substantially all securities owned are held by the Federal Reserve Bank in the account maintained for the custodial bank. The custodian's internal records identify the investments owned by the entities.

ColoTrust is not a 2a7-like external investment pool. The unit of account is each share held, and the value of the position would be the fair value of the pool's share price multiplied by the number of shares held. The government-investor does not "look through" the pool to report a pro rata share of the pool's investments, receivables, and payables.

**Restricted Cash and Investments**

Cash and investments in the amount of \$260,718 and \$108,118 are restricted in the Paving Sales Tax Fund and Wastewater Fund to comply with debt covenants.

TOWN OF HUDSON  
NOTES TO THE FINANCIAL STATEMENTS  
December 31, 2020

**NOTE 4: CAPITAL ASSETS**

	<u>Balance</u> <u>12/31/2019</u>	<u>Additions</u>	<u>Deletions</u>	<u>Balance</u> <u>12/31/2020</u>
<b>Governmental Activities</b>				
Capital Assets, Not Depreciated				
Land	\$ 194,313	\$ -	\$ -	\$ 194,313
Construction in Progress	122,867	675,341	122,867	675,341
Total Capital Assets, Not Depreciated	<u>317,180</u>	<u>675,341</u>	<u>122,867</u>	<u>869,654</u>
Capital Asset, Being Depreciated				
Land Improvements	672,112	160,847	-	832,959
Infrastructure	5,510,457	168,132	-	5,678,589
Buildings	7,828,160	-	-	7,828,160
Machinery and Equipment	995,636	153,035	-	1,148,671
Total Capital Assets, Being Depreciated	<u>15,006,365</u>	<u>482,014</u>	<u>-</u>	<u>15,488,379</u>
Accumulated Depreciation				
Land Improvements	212,463	41,648	-	254,111
Infrastructure	1,184,567	141,965	-	1,326,532
Buildings	560,759	157,637	-	718,396
Machinery and Equipment	547,106	82,949	-	630,055
Total Depreciation	<u>2,504,895</u>	<u>424,199</u>	<u>-</u>	<u>2,929,094</u>
Capital Assets, Depreciated Net	<u>12,501,470</u>	<u>57,815</u>	<u>-</u>	<u>12,559,285</u>
Net Capital Assets	<u>\$ 12,818,650</u>	<u>\$ 733,156</u>	<u>\$ 122,867</u>	<u>\$ 13,428,939</u>

Depreciation expense was charged to functions/programs of the Town as follows:

<b>Governmental Activities</b>	
General Government	\$ 76,813
Public Safety	39,879
Public Works	191,149
Library	74,710
Parks and Recreation	<u>41,648</u>
Total	<u>\$ 424,199</u>

TOWN OF HUDSON  
NOTES TO THE FINANCIAL STATEMENTS  
December 31, 2020

**NOTE 4:**     **CAPITAL ASSETS** (Continued)

	Balance 12/31/2019	Additions	Deletions	Balance 12/31/2020
<b>Business-Type Activities</b>				
Capital Assets, Not Depreciated				
Construction in Progress	\$ 84,588	\$ 535,098	\$ -	\$ 619,686
Water Rights	962,267	-	-	962,267
Total Capital Assets, Not Depreciated	<u>1,046,855</u>	<u>535,098</u>	<u>-</u>	<u>1,581,953</u>
Capital Asset, Being Depreciated				
Water System	6,840,433	-	-	6,840,433
Wastewater System	9,452,374	-	-	9,452,374
Machinery and Equipment	273,512	-	-	273,512
Total Capital Assets, Being Depreciated	<u>16,566,319</u>	<u>-</u>	<u>-</u>	<u>16,566,319</u>
Accumulated Depreciation				
Water System	4,004,332	165,498	-	4,169,830
Wastewater System	2,029,823	228,287	-	2,258,110
Machinery and Equipment	147,856	13,411	-	161,267
Total Depreciation	<u>6,182,011</u>	<u>407,196</u>	<u>-</u>	<u>6,589,207</u>
Capital Assets, Depreciated Net	<u>10,384,308</u>	<u>(407,196)</u>	<u>-</u>	<u>9,977,112</u>
Net Capital Assets	<u>\$11,431,163</u>	<u>\$ 127,902</u>	<u>\$ -</u>	<u>\$11,559,065</u>

Depreciation expense in the amount of \$175,548 and \$231,648 was charged to the Water Fund and Wastewater Fund, respectively.

TOWN OF HUDSON  
NOTES TO THE FINANCIAL STATEMENTS  
December 31, 2020

**NOTE 5: LONG-TERM DEBT**

The following is a summary of the Town’s long-term debt transactions for the year ended December 31, 2020:

Governmental Activities	12/31/2019			12/31/2020	
	Balance	Additions	Payments	Balance	Due Within One Year
2016 Bonds	\$ 3,120,000	\$ -	\$ 135,000	\$ 2,985,000	\$ 135,000
Bond Premium	133,341	-	7,909	125,432	-
Capital Leases	96,441	-	96,441	-	-
Compensated Absences	15,332	5,534	-	20,866	2,087
<b>Total</b>	<b>\$ 3,365,114</b>	<b>\$ 5,534</b>	<b>\$ 239,350</b>	<b>\$ 3,131,298</b>	<b>\$ 137,087</b>

**2016 Limited Property and Sales Tax Refunding Bonds**

In 2016, the Town issued \$3,485,000 Limited Property and Sales Tax Refunding Bonds, Series 2016. Proceeds of the bonds were used to refund the outstanding Sales Tax Revenue Bonds, Series 2009 and the Limited Tax General Obligation Bonds, Series 2009. The bonds carry interest rates ranging from 3% to 3.25%. Interest payments on the bonds are due semi-annually on June 1 and December 1. Principal payments on the bonds are due annually on December 1, beginning in 2018 through 2036.

The bonds are payable solely from the Town’s 2 percent street paving sales taxes accounted for in the Paving Sales Tax Fund and a 15.966 mill levy reported in the Property Tax Special Revenue Fund.

Bonds maturing on and before December 1, 2023 are not subject to redemption prior to maturity. Bonds maturing on or after December 1, 2024 are subject to redemption prior to maturity, at the option of the Town, in whole or in part from any maturity, and by lot within a maturity in such a manner as the Town may determine, on December 1, 2023, and on any date thereafter, at a redemption price equal to the principal amount so redeemed plus accrued interest to the redemption date, without a redemption premium.

The bonds maturing on December 1, 2026, December 1, 2028, December 1, 2030, December 1, 2032, December 1, 2034, and December 1, 2036 (the “term bonds”) are subject to mandatory sinking fund redemption at a price equal to the principal amount thereof plus accrued interest thereon to the redemption date. The bonds subject to mandatory sinking fund redemption shall be selected by lot in such a manner as the paying agent shall determine.

TOWN OF HUDSON  
NOTES TO THE FINANCIAL STATEMENTS  
December 31, 2020

**NOTE 5: LONG-TERM DEBT** (Continued)

**2016 Limited Property and Sales Tax Refunding Bonds** (Continued)

The annual debt service requirements on the outstanding bonds are as follows:

<u>Year Ended December 31,</u>	<u>Principal</u>	<u>Interest</u>	<u>Total</u>
2021	\$ 135,000	\$ 90,700	\$ 225,700
2022	145,000	86,650	231,650
2023	160,000	82,300	242,300
2024	165,000	77,500	242,500
2025	170,000	72,550	242,550
2026-2030	905,000	284,150	1,189,150
2031-2035	1,070,000	138,800	1,208,800
2036	235,000	7,638	242,638
<b>Total</b>	<b>\$ 2,985,000</b>	<b>\$ 840,288</b>	<b>\$ 3,825,288</b>

**Capital Lease**

The Town entered into a capital lease agreement to purchase police vehicles. The lease carried an interest rate of 4.38 % and required annual principal and interest payments in the amount of \$51,411 through 2021. The lease was paid in full in 2020.

Compensated absences are expected to be liquidated with revenues from the General Fund.

<b>Business-Type Activities</b>	12/31/2019			12/31/2020	Due Within
	<u>Balance</u>	<u>Additions</u>	<u>Payments</u>	<u>Balance</u>	<u>One Year</u>
1995 Water Revenue Bonds	\$ 428,600	\$ -	\$ 18,800	\$ 409,800	\$ 19,700
1994 CWCB Loan	696,247	-	32,516	663,731	33,167
2011 Revenue Bonds	3,148,320	-	57,171	3,091,149	59,044
2015 Lease	29,803	-	29,803	-	-
Compensated Absences	3,336	1,204	-	4,540	454
<b>Total</b>	<b>\$ 4,306,306</b>	<b>\$ 1,204</b>	<b>\$ 138,290</b>	<b>\$ 4,169,220</b>	<b>\$ 112,365</b>

**1995 Water Revenue Bond**

In October 1995, the Town issued Water Revenue Bonds Series 1995 in the amount of \$700,000. Proceeds of the bonds were used to finance the construction and acquisition of regional water distribution system improvements. The bonds carry an interest rate of 4.50% per annum. Principal and interest payments on the bonds are due semi-annually on May 1 and November 1, beginning in 1996 through 2035.

TOWN OF HUDSON  
NOTES TO THE FINANCIAL STATEMENTS  
December 31, 2020

**NOTE 5: LONG-TERM DEBT** (Continued)

**1995 Water Revenue Bond** (Continued)

The bonds are secured by, and payable solely from and irrevocable pledge of the net revenues of the Water Fund.

The bonds are subject to redemption prior to maturity, at the option of the Town, as a whole or in part, at any time, upon payment of par and accrued interest, without redemption premium.

The annual debt service requirements on the outstanding bonds are as follows:

<u>Year Ended December 31,</u>	<u>Principal</u>	<u>Interest</u>	<u>Total</u>
2021	\$ 19,700	\$ 18,223	\$ 37,923
2022	20,500	17,327	37,827
2023	21,500	16,394	37,894
2024	22,500	15,415	37,915
2025	23,500	14,391	37,891
2026-2030	134,500	54,898	189,398
2031-2035	167,600	21,346	188,946
<b>Total</b>	<b>\$ 409,800</b>	<b>\$ 157,994</b>	<b>\$ 567,794</b>

**1994 Colorado Water Conservation Board (CWCB) Loan**

In March 1994, the Town entered into a loan agreement with the Colorado Water Conservation Board ("CWCB") in the amount of \$1,273,000. Proceeds of the loan were used to purchase a portion of the Southern Water Supply Project, a pipeline that carries water from Carter Lake to several communities in northeastern Colorado. The Town is a 0.3% participant in the Southern Water Supply Project.

The loan carries an interest rate of 2%. Annual principal and interest payments in the amount of \$46,535 are due beginning on January 1, 1997 through 2037.

The loan is payable solely from revenues pledged for the repayment from water user charges or fees.

TOWN OF HUDSON  
NOTES TO THE FINANCIAL STATEMENTS  
December 31, 2020

**NOTE 5: LONG-TERM DEBT** (Continued)

**1994 Colorado Water Conservation Board (CWCB) Loan** (Continued)

The annual debt service requirement on the outstanding loan is as follows:

<u>Year Ended December 31,</u>	<u>Principal</u>	<u>Interest</u>	<u>Total</u>
2021	\$ 33,167	\$ 13,274	\$ 46,441
2022	33,830	12,611	46,441
2023	34,506	11,935	46,441
2024	35,197	11,244	46,441
2025	35,901	10,540	46,441
2026-2030	190,565	41,640	232,205
2031-2035	210,398	21,807	232,205
2036-2037	90,167	2,715	92,882
<b>Total</b>	<b>\$ 663,731</b>	<b>\$ 125,766</b>	<b>\$ 789,497</b>

**2011 Wastewater Revenue Bonds**

In July 2011, the Town issued Wastewater Revenue Bonds, Series 2011 in the amount of \$3,545,000. Proceeds of the bonds were used to refund and discharge the previously issued Wastewater and Treatment System Revenue Bond Anticipation Note issued in 2010. The bonds carry an interest rate of 3.25% per annum. Principal and interest payments in the amount of \$79,515 are due semi-annually on January 1 and July 1, beginning in 2012 through 2051.

Installments of principal and interest payments may be subject to prepayment prior to their payment date, at the option of the Town, in whole or in part, on any date and in any order selected by the Town at a price equal to the principal amount of the bond so prepaid plus accrued interest to the prepayment date, without premium.

The bonds are payable solely from net revenues of the wastewater system.

TOWN OF HUDSON  
 NOTES TO THE FINANCIAL STATEMENTS  
 December 31, 2020

**NOTE 5: LONG-TERM DEBT** (Continued)

**2011 Wastewater Revenue Bonds** (Continued)

The annual debt service requirement on the outstanding bonds are as follows:

<u>Year Ended December 31,</u>	<u>Principal</u>	<u>Interest</u>	<u>Total</u>
2021	\$ 59,044	\$ 99,986	\$ 159,030
2022	60,977	98,053	159,030
2023	62,976	96,054	159,030
2024	65,039	93,991	159,030
2025	67,170	91,860	159,030
2026-2030	370,342	424,808	795,150
2031-2035	435,117	360,033	795,150
2036-2040	511,226	283,924	795,150
2041-2045	600,644	194,506	795,150
2046-2050	705,704	89,446	795,150
2051	152,910	6,120	159,030
<b>Total</b>	<b>\$ 3,091,149</b>	<b>\$ 1,548,709</b>	<b>\$ 3,180,600</b>

***Capital Lease***

In April 2015, the Town entered into a capital lease agreement to finance the purchase of water meters. The lease carried an interest rate of 3.25% per annum. Principal and interest payments in the amount of \$30,772 were due annually through April 2020. The lease was paid in full in April 2020.

**NOTE 6: INTERFUND BALANCES AND TRANSFERS**

During the year ended December 31, 2020, the Property Tax Special Revenue Fund transferred \$120,000 to the Wastewater Fund to cover a portion of the debt service expenses.

At December 31, 2020, the General Fund owed the Water Fund \$84,745 for expenditures paid by the Water Fund on behalf of the General Fund.

TOWN OF HUDSON  
NOTES TO THE FINANCIAL STATEMENTS  
December 31, 2020

**NOTE 7: STATEWIDE DEFINED BENEFIT PENSION PLAN**

**Summary of Significant Accounting Policies**

*Pensions.* The Town participates in the Statewide Defined Benefit Plan (SWDBP), a cost-sharing multiple-employer defined benefit pension fund administered by the Fire and Police Pension Association of Colorado ("FPPA"). The net pension asset, deferred outflows of resources and deferred inflows of resources related to pensions, pension expense, information about the fiduciary net position and additions to/deductions from the fiduciary net position of the

SWDBP have been determined using the economic resources measurement focus and the accrual basis of accounting. For this purpose, benefit payments (including refunds of employee contributions) are recognized when due and payable in accordance with the benefit terms. Investments are reported at fair value.

**General Information about the SWDBP**

*Plan description.* The SWDBP covers substantially all full-time firefighter and police officer employees of participating fire or police departments in Colorado hired on or after April 8, 1978, provided that they are not already covered by a statutorily exempt plan. As of August 1, 2003, the SWDBP may include fire department clerical and other personnel whose services are auxiliary to fire protection. Plan benefits are specified in Title 31, Articles 30, 30.5 and 31 of the Colorado Revised Statutes (C.R.S.), administrative rules set forth in the FPPA Rules and Regulations, and applicable provisions of the federal Internal Revenue Code. Colorado State law provisions may be amended from time to time by the Colorado General Assembly. FPPA issues a publicly available comprehensive annual financial report that can be obtained at [www.fppaco.org](http://www.fppaco.org).

*Benefits provided.* FPPA provides retirement and survivor benefits. Retirement benefits are determined by the amount of service credit earned and/or purchased, highest average salary, the benefit structure(s) under which the member retires, the benefit option selected at retirement, and age at retirement.

TOWN OF HUDSON  
NOTES TO THE FINANCIAL STATEMENTS  
December 31, 2020

**NOTE 7: STATEWIDE DEFINED BENEFIT PENSION PLAN (Continued)**

**General Information about the SWDBP (Continued)**

The following types of retirement are available under the SWDBP:

- Normal: 25 years of service and age 55 with a 2% benefit for each year of service for the first ten years, then a 2.5% benefit for each year of service thereafter. Benefits are based on the average of the highest 3 years' base salary (as defined in FPPA Rule 101.05).
- Early: 30 years of service or age 50 with a 2% benefit for each year of service for the first ten years, then a 2.5% benefit for each year of service thereafter. Benefits are based on the average of the highest 3 years' base salary (as defined in FPPA Rule 101.05). The early retirement benefit that the member would have received at normal retirement (age 55) is reduced on an actuarial equivalent basis to reflect the receipt of the benefit.
- Vested: 5 years of service payable at age 55 with a 2% benefit for each year of service for the first ten years, then a 2.5% benefit for each year of service thereafter. Benefits are based on the average of the highest 3 years' base salary (as defined in FPPA Rule 101.05).
- Deferred: Members who qualify for a normal or vested retirement, may defer the receipt of their benefit pension to as late as age 65 and receive the actuarial equivalent of the benefit. (as defined in FPPA Rule 101.05).

The SWDBP has a deferred retirement option plan (DROP) that allows members to enter the program if they meet one of the following criteria: 1) member is eligible for normal retirement or 2) member is vested or 3) member is eligible for early retirement. The DROP plan allows a member to choose to continue employment for a maximum of five years. During this period of continued employment, the member's retirement benefits as well as employee contributions are paid into a member's DROP account. At the end of the DROP period, the member ceases employment and receives the amount accumulated in the DROP account either in a periodic, lump sum or a monthly lifetime benefit.

Each member must elect a payment option for retirement benefits shortly before benefit payments are paid to ensure that the beneficiary and payment option factors are accurate. The member has six payment options. The payment options allow the member to receive full retirement benefits during the member's lifetime or receive reduced retirement benefits so that a designated beneficiary may receive a portion of the retirement benefit either during the member's lifetime or after the member's death depending on the option selected.

TOWN OF HUDSON  
NOTES TO THE FINANCIAL STATEMENTS  
December 31, 2020

**NOTE 7: STATEWIDE DEFINED BENEFIT PENSION PLAN (Continued)**

**General Information about the SWDBP (Continued)**

Vested members with more than 5 years of service and non-vested members with less than 5 years of service may elect to withdraw their member contribution accounts upon termination of employment with all FPPA employers; waiving rights to any lifetime retirement benefits earned. The member's contributions plus 5% interest may be refunded to the member with all other contributions being forfeited. If a refund is chosen, stabilization reserve account monies and all employer contributions are forfeited.

Benefit recipients who elect to receive a lifetime retirement benefit are generally eligible to receive post-retirement benefit adjustments (formerly referred to as COLAs). Benefit adjustments are not guaranteed and are determined annually by the FPPA Board of Directors based on the most recent actuarial study. The amount of the benefit adjustment can be 0% to 3%, or the greater of the Consumer Price Index (CPI) per year. Benefit adjustments may begin once the retired member has been receiving retirement benefits for at least 12 calendar months prior to October 1.

*Contributions.* Through December 31, 2020, contribution rates for the SWDB plan are set by state statute. Employer contribution rates can only be amended by state statute. Member contribution rates can be amended by state statute or election of the membership. Effective January 1, 2021, contribution rates for employers and members may be increased equally by the FPPA Board of Directors upon approval through an election by both the employers and members.

In 2014 the members elected to increase the member contribution rate to the SWDB plan beginning in 2015. Member contribution rates will increase 0.5 percent annually through 2022 to a total of 12 percent of pensionable earnings. Employer contributions are 8 percent in 2019 and 2020. Employer contributions will increase 0.5 percent annually beginning in 2021 through 2030 to a total of 13 percent of pensionable earnings. In 2019, members of the SWDB plan and their employers are contributing at a rate of 10.5 percent and 8 percent, respectively, of pensionable earnings for a total contribution rate of 18.5 percent. Contributions to the SWDBP from the Town were \$9,780 for the year ended December 31, 2020.

TOWN OF HUDSON  
NOTES TO THE FINANCIAL STATEMENTS  
December 31, 2020

**NOTE 7: STATEWIDE DEFINED BENEFIT PENSION PLAN (Continued)**

**General Information about the SWDBP (Continued)**

Contributions from members and employers of departments reentering the system are established by resolution and approved by the FPPA Board of Directors. The reentry group has a combined contribution rate of 22.5 percent and 23.0 percent of pensionable earnings in 2019 and 2020, respectively. It is a local decision as to whether the member or employer pays the additional 4 percent contribution. The member and employer contribution rates will increase through 2030 as described above for the non-reentering departments. Effective January 1, 2021 reentry departments may submit a resolution to the FPPA Board of Directors to reduce the additional 4 percent contributions, to reflect the actual cost of reentry by department, to the plan for reentry contributions. Each reentry department is responsible to remit contributions to the plan in accordance with their most recent FPPA Board of Directors approved resolution.

The contribution rate for members and employers or affiliated social security employers is 5.25 percent and 4 percent, respectively, of pensionable earning for a total contribution rate of 9.25 percent in 2019 and 9.50 percent in 2020. Per the 2014 member election, members of the affiliate social security group had their required contribution rate increase by 0.25 percent annually beginning in 2015 through 2022 to a total of 6 percent of pensionable earnings. Employer contributions are 4 percent in 2019 and 2020. Employer contributions will increase 0.25 percent annually beginning in 2021 through 2030 to a total of 6.5 percent of pensionable earnings.

**Pension Liabilities, Pension Expense, and Deferred Outflows of Resources and Deferred Inflows of Resources Related to Pensions**

On December 31, 2020, the Town reported a net pension asset of \$8,905 for its proportionate share of the net pension asset. The net pension asset was measured as of December 31, 2019, and the total pension asset used to calculate the net pension asset was determined by an actuarial valuation as of January 1, 2020.

The Town's proportion of the net pension asset was based on Town contributions to the SWDBP for the calendar year 2019 relative to the total contributions of participating employers to the SWDBP.

TOWN OF HUDSON  
NOTES TO THE FINANCIAL STATEMENTS  
December 31, 2020

**NOTE 7: STATEWIDE DEFINED BENEFIT PENSION PLAN** (Continued)

**Pension Liabilities, Pension Expense, and Deferred Outflows of Resources and Deferred Inflows of Resources Related to Pensions** (Continued)

On December 31, 2019, the Town's proportion was 0.01575 percent, which was the first year the Town contributed to the Plan. For the year ended December 31, 2020, the Town recognized pension revenue of \$45,163. On December 31, 2020, the Town reported deferred outflows of resources and deferred inflows of resources related to pensions from the following sources:

	Deferred Outflows of Resources	Deferred Inflows of Resources
Difference between expected and actual experience	\$ 25,952	\$ 136
Net difference between projected and actual earnings on investments	-	13,877
Change in assumptions	14,539	-
Contributions subsequent to measurement date	9,780	-
<b>Total</b>	<b>\$ 50,271</b>	<b>\$ 14,013</b>

\$9,780 reported as deferred outflows of resources related to pensions, resulting from contributions subsequent to the measurement date, will be recognized as an increase of the net pension asset in the year ending December 31, 2021.

Other amounts reported as deferred outflows of resources and deferred inflows of resources related to pensions will be recognized in pension expense as follows:

<u>Year Ended December 31,</u>	
2021	\$ 6,395
2022	5,777
2023	4,735
2024	4,599
2025	3,498
Thereafter	1,474
<b>Total</b>	<b>\$ 26,478</b>

TOWN OF HUDSON  
NOTES TO THE FINANCIAL STATEMENTS  
December 31, 2020

**NOTE 7: STATEWIDE DEFINED BENEFIT PENSION PLAN** (Continued)

***Pension Liabilities, Pension Expense, and Deferred Outflows of Resources and Deferred Inflows of Resources Related to Pensions*** (Continued)

*Actuarial assumptions.* The total pension liability in the January 1, 2020 actuarial valuation was determined using the following actuarial assumptions and other inputs:

Actuarial Method	Entry Age Normal
Amortization Method	N/A
Amortization Period	N/A
Long-term Investment Rate of Return *	7.0%
Projected Salary Increases	4.25%-11.25%
Cost of Living Adjustments (COLA)	0.0%
* Includes Inflation at	2.5%

For determining the total pension liability, the post-retirement mortality tables for non-disabled retirees uses the 2006 central rates from the RP-2014 Annuitant Mortality Tables projected to 2018 using the MP-2017 projection scales, and the projected prospectively using the ultimate rates of the scale of all years. The pre-retirement off-duty mortality tables are adjusted to 50% of the PR-2014 mortality tables for active employees. The on-duty mortality rate is 0.00015.

At least every five years the FPPA's Board of Directors, in accordance with best practices, reviews its economic and demographic actuarial assumptions. At its July 2018 meeting, the Board of Directors reviewed and approved recommended changes to the actuarial assumptions. The actuarial assumption changes were effective January 1, 2019. The actuarial assumptions impact actuarial factors for benefit purposes such as purchases of service credit and other benefits where actuarial factors are used.

The SWDBP's long-term expected rate of return on pension plan investments was determined using a building-block method in which best-estimate ranges of expected future real rates of return (expected return, net of investment expense and inflation) were developed for each major asset class. These ranges were combined to produce the long-term expected rate of return by weighting the expected future real rates of return by the target asset allocation percentage and then adding expected inflation (assumed at 2.5 percent).

TOWN OF HUDSON  
NOTES TO THE FINANCIAL STATEMENTS  
December 31, 2020

**NOTE 7: STATEWIDE DEFINED BENEFIT PENSION PLAN (Continued)**

**Pension Liabilities, Pension Expense, and Deferred Outflows of Resources and Deferred Inflows of Resources Related to Pensions (Continued)**

The SWDBP’s long-term expected rate of return on pension plan investments was determined using a building-block method in which best-estimate ranges of expected future real rates of return (expected return, net of pension plan investment expense and inflation) are developed for each major asset class. These ranges were combined to produce the long-term expected rate of return by weighing the expected future real rates of return by the target asset allocation percentage and by adding expected inflation (assumed at 2.5 percent).

Best estimates of arithmetic real rates of return for each major asset class included in the Fund target asset allocation are summarized in the following table:

<u>Asset Class</u>	<u>Target Allocation</u>	<u>Long Term Rate of Return</u>
Global Equity	38.00%	7.00%
Equity Long/Short	8.00%	6.00%
Private Markets	25.00%	9.20%
Fixed Income	15.00%	5.20%
Absolute Return	8.00%	5.50%
Managed Futures	4.00%	5.00%
Cash	2.00%	2.52%
<b>Total</b>	<b>100.00%</b>	

*Discount rate.* Projected benefits payments are required to be discounted to their actuarial present values using a Single Discount Rate that reflects 1) a long-term expected rate of return on pension plan investments (to the extent that the plan’s fiduciary net position is projected to be sufficient to pay benefits) and 2) tax-exempt municipal bond rate based on an index of 20 year general obligation bonds with an average AA credit rating as of the measurement date (to the extent that the plan’s projected fiduciary net position is not sufficient to pay benefits).

The expected rate of return on pension plan investments is 7.00 percent; the municipal bond rate is 2.75 percent (based on the weekly rate closest to but not later than the measurement date of the “state & local bonds” rate from Federal Reserve statistical release.; and the resulting Single Discount rate is 7.00 percent.

TOWN OF HUDSON  
NOTES TO THE FINANCIAL STATEMENTS  
December 31, 2020

**NOTE 7: STATEWIDE DEFINED BENEFIT PENSION PLAN** (Continued)

*Sensitivity of the Town's proportionate share of the net pension asset (liability) to changes in the discount rate.* The following presents the proportionate share of the net pension liability calculated using the discount rate of 7.00 percent, as well as what the proportionate share of the net pension liability would be if it were calculated using a discount rate that is 1-percentage- point lower (6.0 percent) or 1-percentage-point higher (8.0 percent) than the current rate:

	1% Decrease	Discount Rate	1% Increase
	6%	7%	8%
Town's net pension liability (asset)	\$ (53,994)	\$ 8,905	\$ 61,071

*Pension plan fiduciary net position.* Detailed information about the SWDPB's fiduciary net position is available in FPPA's comprehensive annual financial report which can be obtained at [www.fppaco.org](http://www.fppaco.org).

**Subsequent Event**

House Bill 20-1044 was signed into law on April 1, 2020. Included in the bill is a provision to increase the benefits of the members of the SWDPB Plan through a rule of 80 provision effective January 1, 2021. This provision provides for a normal retirement as early as age 50 if the member's age combined with years of services totals at least 80. The impact of this change was not included in the total pension liability or the collective pension expense as of December 31, 2019 measurement period. This will be reflected in the December 31, 2020 measurement period. The Impact adjustment to the Plan is approximately \$53 million

TOWN OF HUDSON  
NOTES TO THE FINANCIAL STATEMENTS  
December 31, 2020

**NOTE 8:**      **OTHER RETIREMENT COMMITMENTS**

**Statewide Money Purchase Pension Plan**

The Town contributes to the Statewide Money Purchase Pension Plan, a multiple-employer defined contribution plan. The plan is administered by the Fire & Police Pension Association of Colorado ("FPPA"). The contribution requirements of the plan are established by state statute. Currently, the plan participants contribute 5.50% of base salary, and the Town contributes 4% of base salary. Participants are vested immediately in their contributions. Vesting in the Town's contributions and related investment earnings occurs at 20% per year after the first year of service, with full vesting after five years of service.

During the year ended December 31, 2020 and 2019, the Town contributed \$0 and \$2,857 to the plan.

**Deferred 457 Compensation Plan**

The Town's employees participate in a deferred compensation plan created in accordance with Internal Revenue Code 457. Contribution to the deferred compensation plan is optional for employees. The Town is required to contribute 5% of each employee's compensation to the plan. Employees become vested in the Town's contributions at 20% annually after one year of employment. The contribution requirements of the plan members and the Town are established and may be amended by the Town Board of Trustees.

During the year ended December 31, 2020 and 2019, the Town contributed \$67,401 and \$63,847, respectively, to the plan. The plan investments are managed by the plan administrator, Great-West Financial.

**NOTE 9:**      **COMMITMENTS AND CONTINGENCIES**

**Claims and Judgments**

The Town participates in a number of federal and state programs that are fully or partially funded by grants received from other governmental units. Expenditures financed by grants are subject to audit by the appropriate grantor government. If expenditures are disallowed due to noncompliance with grant program regulations, the Town may be required to reimburse the grantor government. As of December 31, 2020, significant amounts of grant expenditures have not been audited but the Town believes that disallowed expenditures, if any, based on subsequent audits will not have a material effect on the overall financial position of the Town.

TOWN OF HUDSON  
 NOTES TO THE FINANCIAL STATEMENTS  
 December 31, 2020

**NOTE 9:**     **COMMITMENTS AND CONTINGENCIES** (Continued)

**Tabor Amendment**

In November 1992, Colorado voters passed an amendment to the State Constitution, Article X, Section 20 (the "Tabor Amendment"), which has several limitations, including revenue raising, spending abilities, and other specific requirements of state and local government. The Tabor Amendment is complex and subject to judicial interpretations. The Town believes it has complied with the Amendment.

In November 2009, the citizens of the Town approved a ballot question which authorized the Town to collect, retain, and expend the full proceeds generated by any revenue source of the Town notwithstanding any limitation contained in Article X, Section 20, of the Colorado Constitution and without limiting in any year the amount of other revenues that may be collected and spent by the Town under Article X, Section 20. The Town has established a reserve, representing 3% of qualifying expenditures, as required by the amendment. On December 31, 2020, the emergency reserve was reported as a restriction of fund balance in the following funds:

General Fund	\$ 88,000
Sales Tax Capital Improvement Fund	6,450
Property Tax Special Revenue Fund	40,550
Paving Sales Tax Fund	18,550
Conservation Trust Fund	550
Library Fund	76,450
Capital Reserve Fund	5,150
Facilities Impact Fee Fund	10
Street Impact Fee Fund	<u>50</u>
Total	<u>\$ 235,760</u>

**NOTE 11:**     **SUBSEQUENT EVENTS**

**COVID19 Pandemic**

The United States of America and State of Colorado have declared an emergency as a result of the coronavirus (COVID19) pandemic. These economic uncertainties may have a significant impact on the financial position, results of operations, and cashflows of the Town. The duration of these uncertainties and the ultimate financial effects cannot be estimated at this time.

**REQUIRED SUPPLEMENTARY INFORMATION**

TOWN OF HUDSON, COLORADO

BUDGETARY COMPARISON SCHEDULE

GENERAL FUND

Year Ended December 31, 2020

	ORIGINAL BUDGET	FINAL BUDGET	ACTUAL	VARIANCE Positive (Negative)
<b>REVENUES</b>				
Property Taxes	\$ 1,431,289	\$ 1,431,289	\$ 1,427,098	\$ (4,191)
Specific Ownership Taxes	65,000	65,000	143,382	78,382
Sales and Use Taxes	500,000	500,000	626,293	126,293
Occupation Taxes	2,200	2,200	763	(1,437)
Franchise Fees	79,000	79,000	68,176	(10,824)
Intergovernmental	212,811	212,811	221,008	8,197
Charges for Services	23,690	23,690	37,941	14,251
Licenses and Permits	116,100	116,100	45,119	(70,981)
Fines and Forfeitures	70,300	70,300	143,803	73,503
Earnings on Investments	85,000	85,000	-	(85,000)
Miscellaneous	355,100	355,100	212,769	(142,331)
<b>TOTAL REVENUES</b>	<b>2,940,490</b>	<b>2,940,490</b>	<b>2,926,352</b>	<b>(14,138)</b>
<b>EXPENDITURES</b>				
<b>Current</b>				
General Government	1,115,701	1,115,701	1,129,436	(13,735)
Public Safety	754,028	952,254	930,513	21,741
Public Works	371,286	371,286	404,283	(32,997)
Parks and Recreation	172,769	172,769	157,037	15,732
Capital Outlay	117,150	117,150	7,225	109,925
Debt Service				
Principal	-	-	96,441	(96,441)
Interest	-	-	4,224	(4,224)
<b>TOTAL EXPENDITURES</b>	<b>2,530,934</b>	<b>2,729,160</b>	<b>2,729,159</b>	<b>1</b>
<b>EXCESS OF REVENUES OVER (UNDER) EXPENDITURES</b>	<b>409,556</b>	<b>211,330</b>	<b>197,193</b>	<b>(14,137)</b>
<b>OTHER FINANCING SOURCES (USES)</b>				
Proceeds from Sale of Assets	-	-	66,005	66,005
<b>TOTAL OTHER FINANCING SOURCES (USES)</b>	<b>-</b>	<b>-</b>	<b>66,005</b>	<b>66,005</b>
<b>CHANGE IN FUND BALANCE</b>	<b>409,556</b>	<b>211,330</b>	<b>263,198</b>	<b>51,868</b>
<b>FUND BALANCES, Beginning</b>	<b>270,862</b>	<b>270,862</b>	<b>(55,423)</b>	<b>(326,285)</b>
<b>FUND BALANCES, Ending</b>	<b>\$ 680,418</b>	<b>\$ 482,192</b>	<b>\$ 207,775</b>	<b>\$ (274,417)</b>

See the accompanying independent auditors' report

TOWN OF HUDSON, COLORADO

BUDGETARY COMPARISON SCHEDULE  
 PROPERTY TAX SPECIAL REVENUE FUND  
 Year Ended December 31, 2020

	ORIGINAL BUDGET	FINAL BUDGET	ACTUAL	VARIANCE Positive (Negative)
REVENUES				
Property Taxes	\$ 1,589,569	\$ 1,589,569	\$ 1,584,927	\$ (4,642)
Earnings on Investments	13,091	13,091	5,874	(7,217)
TOTAL REVENUES	1,602,660	1,602,660	1,590,801	(11,859)
EXPENDITURES				
Current				
General Government	-	-	509,607	(509,607)
Capital Outlay	963,256	963,256	14,800	948,456
TOTAL EXPENDITURES	963,256	963,256	524,407	438,849
EXCESS OF REVENUES OVER (UNDER) EXPENDITURES	639,404	639,404	1,066,394	426,990
OTHER FINANCING USES				
Transfer Out	(120,000)	(120,000)	(120,000)	-
TOTAL OTHER FINANCING USES	(120,000)	(120,000)	(120,000)	-
CHANGE IN FUND BALANCE	519,404	519,404	946,394	426,990
FUND BALANCES, Beginning	581,835	581,835	441,821	(140,014)
FUND BALANCES, Ending	\$ 1,101,239	\$ 1,101,239	\$ 1,388,215	\$ 286,976

See the accompanying independent auditors' report.

TOWN OF HUDSON, COLORADO

BUDGETARY COMPARISON SCHEDULE  
 PAVING SALES TAX FUND  
 Year Ended December 31, 2020

	ORIGINAL BUDGET	FINAL BUDGET	ACTUAL	VARIANCE Positive (Negative)
<b>REVENUES</b>				
Sales and Use Tax	\$ 580,000	\$ 580,000	\$ 835,050	\$ 255,050
Earnings on Investments	28,000	28,000	11,737	(16,263)
<b>TOTAL REVENUES</b>	<u>608,000</u>	<u>608,000</u>	<u>846,787</u>	<u>238,787</u>
<b>EXPENDITURES</b>				
Current				
Public Works	30,000	30,000	51,004	(21,004)
Capital Outlay	666,400	666,400	153,941	512,459
Debt Service				
Principal	155,684	155,684	135,000	20,684
Interest	103,958	103,958	94,750	9,208
<b>TOTAL EXPENDITURES</b>	<u>956,042</u>	<u>956,042</u>	<u>434,695</u>	<u>521,347</u>
<b>CHANGE IN FUND BALANCE</b>	(348,042)	(348,042)	412,092	760,134
<b>FUND BALANCES, Beginning</b>	<u>1,274,654</u>	<u>1,274,654</u>	<u>1,573,490</u>	<u>298,836</u>
<b>FUND BALANCES, Ending</b>	<u>\$ 926,612</u>	<u>\$ 926,612</u>	<u>\$ 1,985,582</u>	<u>\$ 1,058,970</u>

See the accompanying independent auditors' report

TOWN OF HUDSON, COLORADO

BUDGETARY COMPARISON SCHEDULE  
 HUDSON PUBLIC LIBRARY FUND  
 Year Ended December 31, 2020

	ORIGINAL BUDGET	FINAL BUDGET	ACTUAL	VARIANCE Positive (Negative)
<b>REVENUES</b>				
Intergovernmental	\$ 1,885,307	\$ 1,885,307	\$ 2,465,073	\$ 579,766
Grants and Donations	2,000	2,000	11,700	9,700
Earnings on Investments	3,279	3,279	20,964	17,685
Miscellaneous	2,000	2,000	60,735	58,735
<b>TOTAL REVENUES</b>	<u>1,892,586</u>	<u>1,892,586</u>	<u>2,558,472</u>	<u>665,886</u>
<b>EXPENDITURES</b>				
Current				
Library	952,600	952,600	530,118	422,482
Capital Outlay	919,107	919,107	675,341	243,766
<b>TOTAL EXPENDITURES</b>	<u>1,871,707</u>	<u>1,871,707</u>	<u>1,205,459</u>	<u>666,248</u>
<b>CHANGE IN FUND BALANCE</b>	20,879	20,879	1,353,013	1,332,134
<b>FUND BALANCES, Beginning</b>	<u>3,651,638</u>	<u>3,651,638</u>	<u>9,868,353</u>	<u>6,216,715</u>
<b>FUND BALANCES, Ending</b>	<u>\$ 3,672,517</u>	<u>\$ 3,672,517</u>	<u>\$ 11,221,366</u>	<u>\$ 7,548,849</u>

See the accompanying independent auditors' report

TOWN OF HUDSON, COLORADO

SCHEDULE OF THE TOWN'S PROPORTIONATE SHARE OF THE NET PENSION LIABILITY  
FPPA STATEWIDE DEFINED BENEFIT PENSION PLAN

Years Ended December 31,

	<u>2019</u>
Proportion of the Net Pension Liability (Asset)	0.01575%
Proportionate Share of the Net Pension Liability (Asset)	\$ (8,905)
Covered payroll	\$ 71,415
Proportionate Share of the Net Pension Liability as a Percentage of Covered Payroll	-12.47%
Plan Fiduciary Net Position as a Percentage of the Total Pension Liability	101.90%

NOTE: Information for the prior nine years is not available for this report

See the accompanying independent auditors' report

TOWN OF HUDSON, COLORADO  
 SCHEDULE OF THE TOWN'S CONTRIBUTIONS  
 FPPA STATEWIDE DEFINED BENEFIT PENSION PLAN

Years Ended December 31,

	2020	2019
Contractually Required Contributions	\$ 9,780	\$ 2,857
Contributions in Relation to the Contractually Required Contributions	9,780	2,857
Contribution Deficiency (Excess)	\$ -	\$ -
Covered payroll	\$ 244,502	\$ 71,415
Contributions as a Percentage of Covered Payroll	4.00%	4.00%

NOTE: Information for the prior eight years was not available for this report.

See the accompanying independent auditors' report

**COMBINING AND INDIVIDUAL FUND SCHEDULES**

TOWN OF HUDSON, COLORADO

COMBINING BALANCE SHEET  
NONMAJOR GOVERNMENTAL FUNDS  
December 31, 2020

	SALES TAX CAPITAL IMPROVEMENT	CAPITAL RESERVE	CONSERVATION TRUST	PARK IMPACT FEES
<b>ASSETS</b>				
Cash and Investments	\$ 929,275	\$ 793,969	\$ 136,104	\$ 4,451
Accounts Receivable	25,640	-	-	-
<b>TOTAL ASSETS</b>	<b>\$ 954,915</b>	<b>\$ 793,969</b>	<b>\$ 136,104</b>	<b>\$ 4,451</b>
<b>LIABILITIES AND FUND BALANCE</b>				
<b>LIABILITIES</b>				
Accounts Payable	\$ -	\$ 1,009	\$ -	\$ -
<b>TOTAL LIABILITIES</b>	<b>-</b>	<b>1,009</b>	<b>-</b>	<b>-</b>
<b>FUND EQUITY</b>				
Fund Balance				
Restricted for Fund Purpose	948,465	-	135,554	-
Restricted for Emergencies	6,450	5,150	550	-
Committed	-	787,810	-	4,451
<b>TOTAL FUND EQUITY</b>	<b>954,915</b>	<b>792,960</b>	<b>136,104</b>	<b>4,451</b>
<b>TOTAL LIABILITIES AND FUND BALANCES</b>	<b>\$ 954,915</b>	<b>\$ 793,969</b>	<b>\$ 136,104</b>	<b>\$ 4,451</b>

See the accompanying independent auditors' report

<u>FACILITIES IMPACT FEES</u>	<u>STREET IMPACT FEES</u>	<u>TOTALS</u>
\$ 36,914	\$ 154,836	\$ 2,055,549
-	-	25,640
<u>\$ 36,914</u>	<u>\$ 154,836</u>	<u>\$ 2,081,189</u>
<u>\$ -</u>	<u>\$ -</u>	<u>\$ 1,009</u>
-	-	1,009
-	-	1,084,019
10	50	12,210
<u>36,904</u>	<u>154,786</u>	<u>983,951</u>
<u>36,914</u>	<u>154,836</u>	<u>2,080,180</u>
<u>\$ 36,914</u>	<u>\$ 154,836</u>	<u>\$ 2,081,189</u>

TOWN OF HUDSON, COLORADO

COMBINING STATEMENT OF REVENUES, EXPENDITURES  
AND CHANGES IN FUND BALANCES  
NONMAJOR GOVERNMENTAL FUNDS  
Year Ended December 31, 2020

	SALES TAX CAPITAL IMPROVEMENT	CAPITAL RESERVE	CONSERVATION TRUST	PARK IMPACT FEES
<b>REVENUES</b>				
Sales and Use Taxes	\$ 208,763	\$ 31,750	\$ -	\$ -
Intergovernmental Revenue	-	-	17,060	-
Interest Income	5,464	6,302	831	30
<b>TOTAL REVENUES</b>	<b>\$ 214,227</b>	<b>\$ 38,052</b>	<b>\$ 17,891</b>	<b>\$ 30</b>
<b>EXPENDITURES</b>				
Current				
Parks and Recreation	-	4,100	-	-
Capital Outlay	15,903	167,278	-	-
<b>TOTAL EXPENDITURES</b>	<b>15,903</b>	<b>171,378</b>	<b>-</b>	<b>-</b>
<b>NET CHANGE IN FUND BALANCES</b>	<b>198,324</b>	<b>(133,326)</b>	<b>17,891</b>	<b>30</b>
<b>FUND BALANCES, Beginning</b>	<b>756,591</b>	<b>926,286</b>	<b>118,213</b>	<b>4,421</b>
<b>FUND BALANCES, Ending</b>	<b>\$ 954,915</b>	<b>\$ 792,960</b>	<b>\$ 136,104</b>	<b>\$ 4,451</b>

See the accompanying independent auditors' report

<u>FACILITIES IMPACT FEES</u>	<u>STREET IMPACT FEES</u>	<u>TOTALS</u>
\$ -	\$ -	\$ 240,513
-	-	17,060
<u>250</u>	<u>1,048</u>	<u>13,925</u>
<u>\$ 250</u>	<u>\$ 1,048</u>	<u>\$ 271,498</u>
-	-	4,100
<u>-</u>	<u>-</u>	<u>183,181</u>
-	-	187,281
<u>250</u>	<u>1,048</u>	<u>84,217</u>
<u>36,664</u>	<u>153,788</u>	<u>1,995,963</u>
<u>\$ 36,914</u>	<u>\$ 154,836</u>	<u>\$ 2,080,180</u>

TOWN OF HUDSON, COLORADO

BUDGETARY COMPARISON SCHEDULE  
 SALES TAX CAPITAL IMPROVEMENT FUND  
 Year Ended December 31, 2020

	ORIGINAL BUDGET	FINAL BUDGET	ACTUAL	VARIANCE Positive (Negative)
REVENUES				
Sales Taxes	\$ 87,500	\$ 87,500	\$ 208,763	\$ 121,263
Earnings on Investments	15,455	15,455	5,464	(9,991)
TOTAL REVENUES	<u>102,955</u>	<u>102,955</u>	<u>214,227</u>	<u>111,272</u>
EXPENDITURES				
Current				
Capital Outlay	<u>35,000</u>	<u>35,000</u>	<u>15,903</u>	<u>19,097</u>
TOTAL EXPENDITURES	<u>35,000</u>	<u>35,000</u>	<u>15,903</u>	<u>19,097</u>
CHANGE IN FUND BALANCE	67,955	67,955	198,324	130,369
FUND BALANCES, Beginning	<u>686,870</u>	<u>686,870</u>	<u>756,591</u>	<u>69,721</u>
FUND BALANCES, Ending	<u>\$ 754,825</u>	<u>\$ 754,825</u>	<u>\$ 954,915</u>	<u>\$ 200,090</u>

See the accompanying independent auditors' report

TOWN OF HUDSON, COLORADO

BUDGETARY COMPARISON SCHEDULE  
 CAPITAL RESERVE FUND  
 Year Ended December 31, 2020

	ORIGINAL BUDGET	FINAL BUDGET	ACTUAL	VARIANCE Positive (Negative)
<b>REVENUES</b>				
Use Taxes	\$ 195,000	\$ 195,000	\$ 31,750	\$ (163,250)
Earnings on Investments	3,525	3,525	6,302	2,777
<b>TOTAL REVENUES</b>	<u>198,525</u>	<u>198,525</u>	<u>38,052</u>	<u>(160,473)</u>
<b>EXPENDITURES</b>				
<b>Current</b>				
Parks and Recreation	2,600	4,100	4,100	-
Capital Outlay	73,500	167,278	167,278	-
<b>TOTAL EXPENDITURES</b>	<u>76,100</u>	<u>171,378</u>	<u>171,378</u>	<u>-</u>
<b>CHANGE IN FUND BALANCE</b>	122,425	27,147	(133,326)	(160,473)
<b>FUND BALANCES, Beginning</b>	<u>156,677</u>	<u>156,677</u>	<u>926,286</u>	<u>769,609</u>
<b>FUND BALANCES, Ending</b>	<u>\$ 279,102</u>	<u>\$ 183,824</u>	<u>\$ 792,960</u>	<u>\$ 609,136</u>

See the accompanying independent auditors' report

TOWN OF HUDSON, COLORADO

BUDGETARY COMPARISON SCHEDULE  
 CONSERVATION TRUST FUND  
 Year Ended December 31, 2020

	ORIGINAL BUDGET	FINAL BUDGET	ACTUAL	VARIANCE Positive (Negative)
<b>REVENUES</b>				
Intergovernmental Revenue	\$ 15,000	\$ 15,000	\$ 17,060	\$ 2,060
Earnings on Investments	2,300	2,300	831	(1,469)
<b>TOTAL REVENUES</b>	<b>17,300</b>	<b>17,300</b>	<b>17,891</b>	<b>591</b>
<b>EXPENDITURES</b>				
Parks and Recreation	1,000	1,000	-	1,000
<b>TOTAL EXPENDITURES</b>	<b>1,000</b>	<b>1,000</b>	<b>-</b>	<b>1,000</b>
<b>CHANGE IN FUND BALANCE</b>	<b>16,300</b>	<b>16,300</b>	<b>17,891</b>	<b>1,591</b>
<b>FUND BALANCES, Beginning</b>	<b>27,792</b>	<b>27,792</b>	<b>118,213</b>	<b>90,421</b>
<b>FUND BALANCES, Ending</b>	<b>\$ 44,092</b>	<b>\$ 44,092</b>	<b>\$ 136,104</b>	<b>\$ 92,012</b>

See the accompanying independent auditors' report

TOWN OF HUDSON, COLORADO

BUDGETARY COMPARISON SCHEDULE

PARK IMPACT FEE FUND

Year Ended December 31, 2020

	ORIGINAL BUDGET	FINAL BUDGET	ACTUAL	VARIANCE Positive (Negative)
REVENUES				
Impact Fees	\$ 900	\$ 900	\$ -	\$ (900)
Earnings on Investments	100	100	30	(70)
Miscellaneous	-	-	-	-
<b>TOTAL REVENUES</b>	<b>1,000</b>	<b>1,000</b>	<b>30</b>	<b>(970)</b>
EXPENDITURES				
Capital Outlay	-	-	-	-
<b>TOTAL EXPENDITURES</b>	<b>-</b>	<b>-</b>	<b>-</b>	<b>-</b>
<b>CHANGE IN FUND BALANCE</b>	<b>1,000</b>	<b>1,000</b>	<b>30</b>	<b>(970)</b>
FUND BALANCES, Beginning	1,840	1,840	4,421	2,581
FUND BALANCES, Ending	<u>\$ 2,840</u>	<u>\$ 2,840</u>	<u>\$ 4,451</u>	<u>\$ 1,611</u>

See the accompanying independent auditors' report

TOWN OF HUDSON, COLORADO

BUDGETARY COMPARISON SCHEDULE  
 FACILITIES IMPACT FEE FUND  
 Year Ended December 31, 2020

	ORIGINAL BUDGET	FINAL BUDGET	ACTUAL	VARIANCE Positive (Negative)
<b>REVENUES</b>				
Impact Fees	\$ 12,493	\$ 12,493	\$ -	\$ (12,493)
Earnings on Investments	521	521	250	(271)
Miscellaneous	-	-	-	-
<b>TOTAL REVENUES</b>	<u>13,014</u>	<u>13,014</u>	<u>250</u>	<u>(12,764)</u>
<b>EXPENDITURES</b>				
Capital Outlay	-	-	-	-
<b>TOTAL EXPENDITURES</b>	<u>-</u>	<u>-</u>	<u>-</u>	<u>-</u>
<b>CHANGE IN FUND BALANCE</b>	13,014	13,014	250	(12,764)
<b>FUND BALANCES, Beginning</b>	<u>23,161</u>	<u>23,161</u>	<u>36,664</u>	<u>13,503</u>
<b>FUND BALANCES, Ending</b>	<u>\$ 36,175</u>	<u>\$ 36,175</u>	<u>\$ 36,914</u>	<u>\$ 739</u>

See the accompanying independent auditors' report

TOWN OF HUDSON, COLORADO

BUDGETARY COMPARISON SCHEDULE  
 STREET IMPACT FEE FUND  
 Year Ended December 31, 2020

	ORIGINAL BUDGET	FINAL BUDGET	ACTUAL	VARIANCE Positive (Negative)
REVENUES				
Impact Fees	\$ 5,000	\$ 5,000	\$ -	\$ (5,000)
Earnings on Investments	2,600	2,600	1,048	(1,552)
Miscellaneous	-	-	-	-
TOTAL REVENUES	<u>7,600</u>	<u>7,600</u>	<u>1,048</u>	<u>(6,552)</u>
EXPENDITURES				
Capital Outlay	-	-	-	-
TOTAL EXPENDITURES	<u>-</u>	<u>-</u>	<u>-</u>	<u>-</u>
CHANGE IN FUND BALANCE	7,600	7,600	1,048	(6,552)
FUND BALANCES, Beginning	<u>66,362</u>	<u>66,362</u>	<u>153,788</u>	<u>87,426</u>
FUND BALANCES, Ending	<u>\$ 73,962</u>	<u>\$ 73,962</u>	<u>\$ 154,836</u>	<u>\$ 80,874</u>

See the accompanying independent auditors' report

TOWN OF HUDSON, COLORADO  
 BUDGETARY COMPARISON SCHEDULE  
 WATER FUND  
 Year Ended December 31, 2020

	ORIGINAL BUDGET	FINAL BUDGET	ACTUAL	VARIANCE Positive (Negative)
<b>REVENUES</b>				
Charges for Services	\$ 598,720	\$ 598,720	\$ 715,228	\$ 116,508
Tap Fees	505,096	515,096	89,847	(425,249)
Earnings on Investments	25,603	25,603	6,546	(19,057)
Other Revenues	10,000	10,000	2,992	(7,008)
<b>TOTAL REVENUES</b>	<b>1,139,419</b>	<b>1,149,419</b>	<b>814,613</b>	<b>(334,806)</b>
<b>EXPENDITURES</b>				
<b>Current</b>				
Operations and Maintenance	547,466	993,753	1,180,382	(186,629)
Administration	144,670	144,670	155,392	(10,722)
Capital Outlay	705,503	705,503	535,098	170,405
Debt Service	116,307	116,307	113,714	2,593
Contingency	25,000	25,000	-	25,000
<b>TOTAL EXPENDITURES</b>	<b>1,538,946</b>	<b>1,985,233</b>	<b>1,984,586</b>	<b>647</b>
<b>CHANGE IN NET POSITION, Budgetary Basis</b>	<b>\$ (399,527)</b>	<b>\$ (835,814)</b>	<b>(1,169,973)</b>	<b>\$ (334,159)</b>
<b>Adjustments to GAAP Basis</b>				
Debt Principal Payments			81,119	
Capital Outlay			535,098	
Depreciation			(175,548)	
<b>CHANGE IN NET POSITION, GAAP Basis</b>			<b>(729,304)</b>	
<b>NET POSITION, Beginning</b>			<b>4,690,702</b>	
<b>NET POSITION, Ending</b>			<b>\$ 3,961,398</b>	

See the accompanying independent auditors' report

TOWN OF HUDSON, COLORADO

BUDGETARY COMPARISON SCHEDULE  
 WASTEWATER FUND  
 Year Ended December 31, 2020

	ORIGINAL BUDGET	FINAL BUDGET	ACTUAL	VARIANCE Positive (Negative)
<b>REVENUES</b>				
Charges for Services	\$ 444,000	\$ 444,000	\$ 446,793	\$ 2,793
Tap Fees	84,860	84,860	10,579	(74,281)
Earnings on Investments	2,623	2,623	3,293	670
Transfers In	-	-	120,000	120,000
<b>TOTAL REVENUES</b>	<b>531,483</b>	<b>531,483</b>	<b>580,665</b>	<b>49,182</b>
<b>EXPENDITURES</b>				
<b>Current</b>				
Operations and Maintenance	371,987	371,987	360,481	11,506
Administration	108,968	108,968	121,070	(12,102)
Capital Outlay	20,000	20,000	-	20,000
Debt Service	160,787	160,787	158,102	2,685
Contingency	5,000	5,000	-	5,000
<b>TOTAL EXPENDITURES</b>	<b>666,742</b>	<b>666,742</b>	<b>639,653</b>	<b>27,089</b>
<b>CHANGE IN NET POSITION, Budgetary Basis</b>	<b>\$ (135,259)</b>	<b>\$ (135,259)</b>	<b>(58,988)</b>	<b>\$ 76,271</b>
<b>Adjustments to GAAP Basis</b>				
Debt Principal Payments			57,171	
Depreciation			(231,648)	
<b>CHANGE IN NET POSITION, GAAP Basis</b>			<b>(233,465)</b>	
<b>NET POSITION, Beginning</b>			<b>4,976,099</b>	
<b>NET POSITION, Ending</b>			<b>\$ 4,742,634</b>	

See the accompanying independent auditors' report

## **COMPLIANCE**



## INDEPENDENT AUDITOR'S REPORT ON INTERNAL CONTROL OVER FINANCIAL REPORTING AND ON COMPLIANCE AND OTHER MATTERS BASED ON AN AUDIT OF FINANCIAL STATEMENTS PERFORMED IN ACCORDANCE WITH GOVERNMENT AUDITING STANDARDS

Honorable Mayor and Members of the Board of Trustees  
Town of Hudson, Colorado

We have audited, in accordance with the auditing standards generally accepted in the United States of America and the standards applicable to financial audits contained in *Government Auditing Standards* issued by the Comptroller General of the United States, the financial statements of the governmental activities, the business-type activities, each major fund, and the aggregate remaining fund information of the Town of Hudson, Colorado, as of and for the year ended December 31, 2020, and the related notes to the financial statements, which collectively comprise the Town of Hudson's basic financial statements, and have issued our report thereon dated July 15, 2021.

### Internal Control over Financial Reporting

In planning and performing our audit of the financial statements, we considered the Town's internal control over financial reporting (internal control) to determine the audit procedures that are appropriate in the circumstances for the purpose of expressing our opinions on the financial statements, but not for the purpose of expressing an opinion on the effectiveness of the Town's internal control. Accordingly, we do not express an opinion on the effectiveness of the Town's internal control.

A *deficiency in internal control* exists when the design or operation of a control does not allow management or employees, in the normal course of performing their assigned functions, to prevent, or detect and correct, misstatements on a timely basis. A *material weakness* is a deficiency, or a combination of deficiencies, in internal control, such that there is a reasonable possibility that a material misstatement of the entity's financial statements will not be prevented, or detected and corrected, on a timely basis. A *significant deficiency* is a deficiency, or a combination of deficiencies, in internal control that is less severe than a material weakness, yet important enough to merit attention by those charged with governance.

Our consideration of internal control was for the limited purpose described in the first paragraph of this section and was not designed to identify all deficiencies in internal control that might be material weaknesses or significant deficiencies. Given these limitations, during our audit we did not identify any deficiencies in internal control that we consider to be material weaknesses. However, material weaknesses may exist that have not been identified.



### Compliance and Other Matters



As part of obtaining reasonable assurance about whether the Town's financial statements are free from material misstatement, we performed tests of its compliance with certain provisions of laws, regulations, contracts, and grant agreements, noncompliance with which could have a direct and material effect on the determination of financial statement amounts. However, providing an opinion on compliance with those provisions was not an objective of our audit, and accordingly, we do not express such an opinion. The results of our tests disclosed no instances of noncompliance or other matters that are required to be reported under *Government Auditing Standards*.

### Purpose of this Report

The purpose of this report is solely to describe the scope of our testing of internal control and compliance and the results of that testing, and not to provide an opinion on the effectiveness of the entity's internal control or on compliance. This report is an integral part of an audit performed in accordance with *Government Auditing Standards* in considering the entity's internal control and compliance. Accordingly, this communication is not suitable for any other purpose.

*PB Solutions LLC*  
Littleton, Colorado  
July 15, 2021

 (720) 535-9088  
 (720) 217-6601

 [uli@prospective-business-solutions.com](mailto:uli@prospective-business-solutions.com)  
 [prospective-business-solutions.com](http://prospective-business-solutions.com)

 26 West Dry Creek Circle  
Suite 600  
Littleton, CO 80120

The public report burden for this information collection is estimated to average 380 hours annually.

<b>LOCAL HIGHWAY FINANCE REPORT</b>		City or County: <b>Town of Hudson</b>			
This Information From The Records Of Town of Hudson		Prepared By: <b>Lorraine Trotter, Prof'l Mgmt Solutions</b>			
		Phone: <b>303-910-9197</b>			
<b>I. DISPOSITION OF HIGHWAY-USER REVENUES AVAILABLE FOR LOCAL GOVERNMENT EXPENDITURE</b>					
ITEM	A. Local Motor-Fuel Taxes	B. Local Motor-Vehicle Taxes	C. Receipts from State Highway-User Taxes	D. Receipts from Federal Highway Administration	
1. Total receipts available					
2. Minus amount used for collection expenses					
3. Minus amount used for nonhighway purposes					
4. Minus amount used for mass transit					
5. Remainder used for highway purposes					
<b>II. RECEIPTS FOR ROAD AND STREET PURPOSES</b>		<b>III. DISBURSEMENTS FOR ROAD AND STREET PURPOSES</b>			
ITEM	AMOUNT	ITEM	AMOUNT		
<b>A. Receipts from local sources:</b>		<b>A. Local highway disbursements:</b>			
1. Local highway-user taxes		1. Capital outlay (from page 2)	153,942		
a. Motor Fuel (from Item I.A.5.)		2. Maintenance:	400,608		
b. Motor Vehicle (from Item I.B.5.)		3. Road and street services:			
c. Total (a.+b.)		a. Traffic control operations	20,796		
2. General fund appropriations	88,002	b. Snow and ice removal	19,069		
3. Other local imposts (from page 2)	978,432	c. Other			
4. Miscellaneous local receipts (from page 2)	89,864	d. Total (a. through c.)	39,865		
5. Transfers from toll facilities		4. General administration & miscellaneous	15,849		
6. Proceeds of sale of bonds and notes:		5. Highway law enforcement and safety	412,471		
a. Bonds - Original Issues		6. Total (1 through 5)	1,022,735		
b. Bonds - Refunding Issues	0	<b>B. Debt service on local obligations:</b>			
c. Notes		1. Bonds:			
d. Total (a. + b. + c.)	0	a. Interest & Costs of Issuance	94,750		
7. Total (1 through 6)	1,156,298	b. Redemption	135,000		
<b>B. Private Contributions</b>		c. Total (a. + b.)	229,750		
<b>C. Receipts from State government</b> (from page 2)	96,187	2. Notes:			
<b>D. Receipts from Federal Government</b> (from page 2)	0	a. Interest	0		
<b>E. Total receipts (A.7 + B + C + D)</b>	1,252,485	b. Redemption	0		
		c. Total (a. + b.)	0		
		3. Total (1.c + 2.c)	229,750		
		<b>C. Payments to State for highways</b>			
		<b>D. Payments to toll facilities</b>			
		<b>E. Total disbursements (A.6 + B.3 + C + D)</b>	1,252,485		
<b>IV. LOCAL HIGHWAY DEBT STATUS</b>					
(Show all entries at par)					
	Opening Debt	Amount Issued	Redemptions	Closing Debt	
<b>A. Bonds (Total)</b>	3,120,000	0	135,000	2,985,000	
1. Bonds (Refunding Portion)		0	0		
<b>B. Notes (Total)</b>				0	
<b>V. LOCAL ROAD AND STREET FUND BALANCE</b>					
	A. Beginning Balance	B. Total Receipts	C. Total Disbursements	D. Ending Balance	E. Reconciliation
	0	1,252,485	1,252,485	(0)	0
<b>Notes and Comments:</b>					

**LOCAL HIGHWAY FINANCE REPORT**

STATE:  
Colorado  
YEAR ENDING (mm/yy):  
December 2020

**II. RECEIPTS FOR ROAD AND STREET PURPOSES - DETAIL**

ITEM	AMOUNT	ITEM	AMOUNT
<b>A.3. Other local imposts:</b>		<b>A.4. Miscellaneous local receipts:</b>	
a. Property Taxes and Assessments	0	a. Interest on investments	12,785
b. Other local imposts:		b. Traffic Fines & Penalties	
1. Sales Taxes	835,050	c. Parking Garage Fees	
2. Infrastructure & Impact Fees	0	d. Parking Meter Fees	
3. Liens		e. Sale of Surplus Property	
4. Licenses		f. Charges for Services	
5. Specific Ownership &/or Other	143,382	g. Other Misc. Receipts Co. Rd & Bridge	77,079
6. Total (1. through 5.)	978,432	h. Other	0
c. Total (a. + b.)	978,432	i. Total (a. through h.)	89,864
	(Carry forward to page 1)		(Carry forward to page 1)

ITEM	AMOUNT	ITEM	AMOUNT
<b>C. Receipts from State Government</b>		<b>D. Receipts from Federal Government</b>	
1. Highway-user taxes	84,559	1. FHWA (from Item I.D.5.)	
2. State general funds		2. Other Federal agencies:	
3. Other State funds:		a. Forest Service	
a. State bond proceeds		b. FEMA	
b. Project Match		c. HUD	
c. Motor Vehicle Registrations	11,628	d. Federal Transit Admin	
d. Other (Specify)		e. U.S. Corps of Engineers	
e. Other (Specify)		f. Other Federal	
f. Total (a. through e.)	11,628	g. Total (a. through f.)	0
4. Total (1. + 2. + 3.f)	96,187	3. Total (1. + 2.g)	
			(Carry forward to page 1)

**III. DISBURSEMENTS FOR ROAD AND STREET PURPOSES - DETAIL**

	ON NATIONAL HIGHWAY SYSTEM (a)	OFF NATIONAL HIGHWAY SYSTEM (b)	TOTAL (c)
<b>A.1. Capital outlay:</b>			
a. Right-Of-Way Costs			0
b. Engineering Costs			0
c. Construction:			
(1). New Facilities			0
(2). Capacity Improvements			
(3). System Preservation		153,942	153,942
(4). System Enhancement & Operation			0
(5). Total Construction (1) + (2) + (3) + (4)	0	153,942	153,942
d. Total Capital Outlay (Lines 1.a. + 1.b. + 1.c.5)	0	153,942	153,942
			(Carry forward to page 1)

Notes and Comments: